



Banco de Costa Rica

Unaudited Separate Financial Statements

March 31, 2020

Table of Contents

Separate Financial Statements

Balance Sheet
Statement of Comprehensive Income
Statement of Changes in Equity
Statement of Cash Flows

Notes to the Financial Statements

Table of Contents	1
(1) Summary of operations and significant accounting policies	6 -
(a) Operations	6 -
(b) Accounting policies for the preparation of financial statements	8 -
(c) Investment in other companies	9 -
(d) Foreign currency	10 -
(e) Basis for the recognition of the financial statements	11 -
(f) Financial instruments	12 -
(g) Cash and cash equivalents	14 -
(h) Investments in financial instruments	15 -
(i) Loan portfolio	17 -
(j) Allowance for doubtful accounts	18 -
(k) Securities sold under repurchase agreements	23 -
(l) Accounting for interest receivable	23 -
(m) Other receivables	23 -
(n) Realizable assets	24 -
(o) Offsetting	24 -
(p) Property, Furniture and Equipment	25 -
(q) Deferred charges	26 -
(r) Intangible assets	26 -
(s) Impairment of assets	27 -
(t) Obligations with the public	28 -
(u) Accounts payable and other payables	28 -
(v) Provisions	28 -
(w) Legal reserve	29 -
(x) Revaluation surplus	29 -
(y) Use of estimates	29 -
(z) Recognition of main types of income and expenses	30 -
(aa) Income tax	30 -

(bb) Pension and retirement plan for employees from Banco de Costa Rica.....	31 -
(cc) Profit sharing	31 -
(ee) Development Credit Fund.....	32 -
(ff) Fiscal year	33 -
(2) Collateralized or restricted assets:	33 -
(3) Balances and transactions with related parties	34 -
(4) Cash and cash equivalents	35 -
(5) Investments in financial instruments	36 -
(6) Loan portfolio	38 -
a) Loan portfolio by sector.....	38 -
b) Loan portfolio by activity	39 -
c) Past due loans	40 -
d) Interest receivable on loan portfolio	41 -
e) Allowance for loan impairment	42 -
f) Syndicated loans	42 -
(7) Realizable assets, net	43 -
(8) Interest in other companies' capital.....	44 -
(9) Property, furniture, and equipment	46 -
(10) Other assets	47 -
(a) Other deferred charges	47 -
(b) Intangible assets	47 -
(c) Others assets	48 -
(11) Demand obligations with the public	49 -
(12) Term and demand obligations with the public and entities	49 -
(13) Repurchase agreements.....	50 -
(14) Obligations with entities and the Central Bank of Costa Rica	50 -
(a) Maturities of loans payable.....	51 -
(15) Income tax.....	51 -
(16) Provisions.....	54 -
(17) Other miscellaneous accounts payable	56 -
(18) Equity.....	57 -
(19) Contingent accounts.....	59 -
(20) Trusts	60 -
(21) Other debit memoranda accounts	61 -
(22) Finance income on financial instruments	62 -
(23) Finance income on credit portfolio.....	62 -
(24) Expenses for obligations with the public.....	63 -
25) Expenses for allowance for impairment of investments in financial instruments and allowance for loan losses	63 -
26) Income from recovery of financial assets and decreases in allowances	64 -
27) Income from service fees and commissions	64 -
28) Income from interest in other companies	65 -
29) Administrative expenses	66 -
30) Statutory allocations of earnings.....	67 -
31) Components of others comprehensive income	67 -

32) Operating leases.....	- 68 -
33) Fair value	- 68 -
(a) Cash and cash equivalents, accrued interest receivable, other receivables, demand deposits and customer savings deposits, accrued interest payable, and other liabilities.....	- 68 -
(b) Investments in financial instruments	- 69 -
(c) Securities sold under repurchase agreements	- 69 -
(d) Loan portfolio	- 69 -
(e) Deposits and loans payable.....	- 69 -
34) Risk Management	- 69 -
35) Financial Information of the Development Financing Fund	- 95 -
36) Situation of the Development Credit Fund	- 103 -
37) Transition to the International Financing Reporting Standards (IFRSs)	- 110 -
38) Figures for 2019.....	- 133 -
39) Relevant and subsequent events	- 133 -
40) Date of authorization for issuance of the financial statements	- 143 -

**BANCO DE COSTA RICA
SEPARATE BALANCE SHEET**

As of March 31, 2020
(In colones without cents)


	<u>Note</u>	<u>March 2020</u>
<u>ASSETS</u>		
Availabilities	4	¢ 726,784,445,668
Cash		75,436,987,467
Central Bank of Costa Rica		522,456,663,490
Local financial entities		2,183,470,063
Financial entities abroad		122,239,255,089
Demand documents receivable for collection		4,068,578,887
Restricted availabilities		399,490,672
Investment in financial instruments	5	910,365,021,894
At fair value through profit or loss		140,942,171,089
At fair value through other comprehensive income		760,166,200,073
Interest receivable		9,256,650,732
Loan portfolio	6	2,800,459,365,809
Current loans		2,419,795,779,925
Past due loans		418,190,244,567
Loans in legal collection		47,849,376,773
(Deferred income-loan portfolio)		(16,444,310,633)
Interest receivable	6.e	21,494,422,504
Allowance for impairment	6.f	(90,426,147,327)
Accounts and commissions receivable		10,654,228,139
Commissions receivable		1,104,381,923
Accounts receivable for related party transactions		7,018,360,363
Deferred income tax and income tax receivable	15	1,500,877,041
Other accounts receivable		9,833,732,894
Allowance for impairment		(8,803,124,082)
Available-for-sale assets	7	41,512,693,061
Assets and securities acquired as recovery of loans		140,119,365,897
Other available-for-sale assets		3,885,347,117
(Allowance for impairment and per legal requirements)		(102,492,019,953)
Interest in other companies capital, net	8	127,712,051,924
Property, furniture and equipment, net	9	138,478,339,143
Property investments		6,441,924,521
Other assets	10	67,786,909,836
Deferred charges	10.a	8,015,295,595
Intangible assets, net	10.b	8,564,250,713
Other assets	10.c	51,207,363,528
TOTAL ASSETS		¢ <u>4,830,194,979,995</u>


**BANCO DE COSTA RICA
SEPARATE BALANCE SHEET**


As of March 31, 2020
(In colones without cents)

	<u>Note</u>	<u>March 2020</u>
<u>LIABILITIES AND EQUITY</u>		
LIABILITIES		
Obligations with the public		¢ 3,653,081,377,585
Demand obligations	11	2,110,877,423,871
Term obligations	11	1,523,337,675,801
Other obligations with the public		235,388,880
Financial charges payable		18,630,889,033
Obligations with entities		454,088,631,696
Demand obligations	14	35,064,378,861
Term obligations	11	416,644,455,141
Financial charges payable		2,379,797,694
Accounts payable and provisions		127,797,282,708
Provisions	16	57,154,704,558
Accounts payable for brokerage services		6,860,973
Deferred income tax		8,028,033,109
Other accounts payable		62,607,684,068
Other liabilities		22,119,459,720
Deferred income		434,036,463
Other liabilities		21,685,423,257
TOTAL LIABILITIES		¢ 4,257,086,751,709
EQUITY		
Capital stock	18	¢ 181,409,990,601
Paid up capital		181,409,990,601
Equity adjustments - Other comprehensive income		54,110,793,436
Reserves	1.w	283,820,516,011
Accrued earnings from previous periods		13,464,953,148
Profit of current period		6,992,246,630
Capital contributions in funds or special reserves		33,309,728,460
TOTAL EQUITY		573,108,228,286
TOTAL LIABILITIES AND EQUITY		¢ 4,830,194,979,995
DEBIT CONTINGENT ACCOUNTS	19	¢ 294,674,801,147
TRUST ASSETS	20	983,018,898,183
TRUST LIABILITIES		453,418,948,361
TRUST EQUITY		529,599,949,823
OTHER DEBIT MEMORANDA ACCOUNTS	21	¢ 19,305,915,363,908
Own debit memoranda accounts		13,401,978,221,935
Third party debit memoranda accounts		92,141,063,071
Own debit memoranda accounts for custodial activities		483,067,462,865
Third party debit memoranda accounts for custodial activities		5,328,728,616,037

The accompanying notes are an integral part of these financial statements.


Douglas Soto L.
General Manager



Ana Lorena Brenes B.
Accountant


José Manuel Rodríguez G.
Auditor General


BANCO DE COSTA RICA
SEPARATE INCOME STATEMENT
 For the one year period ended March 31, 2020
 (In colones without cents)

	Note	March 2020
Financial income		
Cash	¢	208,541,823
Investments in financial instruments	22	13,494,939,225
Loan portfolio	23	66,058,156,183
For exchange differences and UD	1-d	2,079,299,080
Held-for-trading financial instruments through profit or loss		2,305,777,908
Available-for-sale financial instruments through other comprehensive income		3,220,194,738
Other financial income		250,694,284
Total financial income		87,617,603,241
Financial expenses		
Obligations with the public	24	35,219,585,005
Obligations with the Central Bank of Costa Rica		24,422,945
Obligations with financial and no-financial entities		2,681,559,944
Financial instruments at fair value through profit or loss		5,062,715,589
Financial instruments at fair value through other comprehensive income		23,060,135
Total financial expenses		43,011,343,618
Allowance for impairment of assets	25	10,313,981,716
Asset recovery and decrease in allowance and provisions	26	7,478,901,920
FINANCIAL INCOME		41,771,179,827
Other operating income		
Service fees	27	22,242,544,466
Held-for-trading assets		4,585,699,565
Profit from capital investments in other companies	28	612,357,037
Profit from capital investments in entities supervised by SUGEVAL		1,552,862,946
Profit from capital investments in entities supervised by SUPEN		203,957,828
Profit from capital investments in entities supervised by SUGESE		905,487,212
Foreign currency exchange and arbitrations		7,526,454,959
Other income from related parties		1,046,444,879
Other operating income		5,601,201,674
Total other operating income		44,277,010,566
Other operating expenses		
Service fees		6,349,983,980
Held-for-trading assets		13,200,905,085
Loss from capital investments in other companies		79,896,452
Loss from capital investments in entities supervised by SUGEVAL		19,391,503
Loss from capital investments in entities supervised by SUGESE		583,361
Provisions		231,786,573
Foreign currency exchange and arbitration		988,661,037
Other operating expenses		12,277,047,062
Total other operating expenses		33,148,255,053
OPERATING INCOME, GROSS		52,899,935,340
Administrative expenses		
Personnel expenses		23,675,387,003
Other administrative expenses		13,757,454,385
Total administrative expenses	29	37,432,841,388
OPERATING INCOME, NET OF INCOME TAX AND STATUTORY ALLOCATIONS		15,467,093,952
Income tax	15	5,265,791,778
Decrease in income tax	15	38,106,911
Allocation of legal reserve	30	3,247,162,455
INCOME OF THE YEAR ATTRIBUTED TO THE FINANCIAL CONGLOMERATE		6,992,246,630
OTHER COMPREHENSIVE INCOME , NET OF TAX		
Adjustment for valuation of investments at fair value through other comprehensive income		2,815,522,436
Reclassification of unrealized profit to the income statement		(2,237,994,222)
Adjustment for valuation of restricted financial instruments, net of income tax		(20,628,367)
Other adjustments		2,313,371,238
OTHER COMPREHENSIVE INCOME , NET OF TAX	31	2,870,271,085
COMPREHENSIVE INCOME ATTRIBUTED TO THE FINANCIAL CONGLOMERATE	¢	9,862,517,715

The accompanying notes are an integral part of these financial statements.


 Douglas Soto L.
 General Manager


 Ana Lorena Brenes B.
 Accountant


 José Manuel Rodríguez G.
 Auditor General


BANCO DE COSTA RICA
SEPARATE STATEMENT OF CHANGES IN EQUITY
 For the one year period ended March 31, 2020
 (In colones without cents)


Equity adjustments

Note	Capital Stock	Surplus for revaluation of property, furniture and equipment	Adjustment for valuation of investments at fair value with changes through other comprehensive income	Adjustment for translation of financial statements	Total equity adjustment	Equity reserves	Accrued earnings from previous periods	Equity of the Development Financing Fund	Total equity
Balance as of January 1, 2020	181,409,990,601	37,774,830,067	7,395,390,459	6,070,301,825	51,240,522,351	264,398,962,426	38,043,832,889	29,753,932,255	564,847,240,522
Impairment recognition – Investments at fair value through other comprehensive income from previous periods	0	0	0	0	0	0	(1,601,529,951)	0	(1,601,529,951)
Allocation of legal reserve	0	0	0	0	0	19,421,553,585	(19,421,553,585)	0	0
Allocation to the Development Financing Fund	0	0	0	0	0	0	(3,555,796,205)	3,555,796,205	0
Balance as of March 31, 2020	181,409,990,601	37,774,830,067	7,395,390,459	6,070,301,825	51,240,522,351	283,820,516,011	13,464,953,148	33,309,728,460	563,245,710,570
Other comprehensive income									
Other total comprehensive income	0	0	556,899,847	2,313,371,238	2,870,271,085	0	6,992,246,630	0	9,862,517,715
Balance as of March 31, 2020	181,409,990,601	37,774,830,067	7,952,290,306	8,383,673,063	54,110,793,436	283,820,516,011	20,457,199,778	33,309,728,460	573,108,228,286
Attributed to the financial conglomerate	181,409,990,601	37,774,830,067	7,952,290,306	8,383,673,063	54,110,793,436	283,820,516,011	20,457,199,778	33,309,728,460	573,108,228,286

The accompanying notes are an integral part of these financial statements.


 Douglas Soto E.
 General Manager



 Ana Lorena Brenes B.
 Accountant


 José Manuel Rodríguez G.
 Auditor General


BANCO DE COSTA RICA
SEPARATE STATEMENT OF CASH FLOWS
 For the one year period ended March 31, 2020
 (In colones without cents)

	Note	March 2020
Cash flows from operating activities		
Profit of the year	€	6,992,246,630
Items applied to results not requiring cash outlays		(23,858,085,835)
Increase or (decrease) for		
Allowance for impairment or devaluation of securities		2,685,981,371
Allowance for impairment of loan portfolio		6,675,580,798
Allowance for impairment and default of other accounts receivable		952,419,547
Allowance for impairment of assets in lieu of payment		10,076,956,519
Income from reversal of allowance for impairment or devaluation of investments		(303,904,003)
Income from reversal of allowance for impairment of loan portfolio		(6,489,217,306)
Income from reversal of allowance for impairment and default of accounts receivable		(685,780,611)
Income from reversal of allowance for impairment of assets in lieu of payment		(4,366,848,163)
Income or loss for sale of assets received in lieu of payment and of property, furniture and		1,675,313,973
Interest in net profit of other companies		(3,174,793,707)
Depreciations		2,857,495,756
Amortizations		2,515,657,441
Provisions for pending lawsuits		191,258,789
Other provisions		152,302,394
Income from provisions		(1,549,828,317)
Income tax		5,265,791,778
Deferred income tax		(38,106,911)
Legal allocation of income		3,247,162,455
Interests for obligations with the public		35,219,585,005
Interests for obligations with financial entities		2,705,982,889
Income from availabilities		(208,541,823)
Income from investment in financial instruments		(13,494,939,225)
Income from loan portfolio		(66,058,156,183)
Gain or loss for exchange rate differences and UD (Development Units), net		(1,709,458,301)
Cash flows from operating activities		135,713,201,761
Net variation in assets (increase) or decrease		
Increase in financial instruments - at fair value with changes through profit or loss		(214,404,274,799)
Decrease in financial instruments - at fair value with changes through profit or loss		194,046,142,895
Increase in financial instruments - at fair value with changes through other comprehensive income		(297,830,427,039)
Decrease in financial instruments - at fair value with changes through other comprehensive income		399,669,839,228
Loan portfolio		20,228,751,302
Accounts and commissions receivable		(7,556,330,262)
Available-for-sale assets		3,092,742,233
Interest receivable from financial instruments		8,750,467,339
Interest receivable from loan portfolio		16,777,529,081
Other assets		12,938,761,783
Net variations in liabilities, increase or (decrease)		(152,475,528,829)
Obligations with the public		(91,825,693,505)
Obligations with the Central Bank of Costa Rica and other entities		(584,113,156)
Obligations for accounts and commissions payable and provisions		(27,836,548,175)
Interest payable for obligations with the public		(18,859,209,834)
Interest payable for obligations with BCCR and other entities		(2,245,275,924)
Other liabilities		(11,124,688,235)
Interests paid		(16,914,881,167)
Dividends received		0
Collected interest		51,375,425,366
Paid income tax		(11,354,466,397)
Net cash flows provided by operating activities		(10,522,088,471)
Cash flow from investment activities		
Acquisition of property, furniture and equipment		(2,118,984,380)
Decrease for withdrawal and transfer of property, furniture and equipment		8,882,723,475
Acquisition of intangibles		(477,509,514)
Cash flows (used for) provided by investment		6,286,229,581
Net increase (decrease) in cash and cash equivalents		(4,235,858,890)
Cash and cash equivalents at the beginning of the year		895,558,712,608
Effect on changes in exchange rates on cash		8,754,466,222
Cash and cash equivalents at the end of the year	4 €	900,077,319,940


The accompanying notes are an integral part of these financial statements.



Daniel Roberto L.
General Manager



Ana Lorena Brénes B.
Accountant



José Manuel Rodríguez G.
Auditor General

BANCO DE COSTA RICA

Notes to the separate Financial Statements

March 31, 2020

(1) Summary of operations and significant accounting policies

(a) Operations

Banco de Costa Rica (hereinafter, the Bank) is an autonomous, independently managed, public law institution organized in 1877. As a State-owned public bank, it is regulated by the Internal Regulations of the National Banking System (IRNBS), the Internal Regulations of the Central Bank of Costa Rica, and by the Political Constitution of the Republic of Costa Rica. It is also subject to oversight by the General Superintendence of Financial Entities (SUGEF) and the Comptroller General of the Republic (CGR). The Bank's registered office is located at Avenida Central and Avenida Segunda, Calle 4 and Calle 6, in San José, Costa Rica.

The Bank's website and its subsidiaries located in Costa Rica is www.bancobcr.com

The Bank is mainly dedicated to extending loans and granting bid and performance bonds; issuing deposit certificates; opening checking accounts in colones, U.S. dollars, and euros; issuing letters of credit; providing collection services; buying and selling foreign currency; managing trusts; providing custodial services for assets; and other banking operations. As of March 31, 2020, the Bank has a total 186 branches distributed across the national territory and has in operation 674 automated teller machines and has 3.721 employees.

The financial statements and notes thereto are expressed in colones (¢), the legal tender of the Republic of Costa Rica and functional currency.

The Bank fully owns 100% of the following subsidiaries:

BCR Valores, S.A. - Puesto de Bolsa, was organized as a corporation in February, 1999 under the laws of the Republic of Costa Rica. Its main activity is securities trading.

BCR Sociedad Administradora de Fondos de Inversion, S.A. (investment fund manager) was organized as a corporation in July 1999 under the laws of the Republic of Costa Rica. Its main activity is investment fund management.

BCR Pensión Operadora de Planes de Pensiones Complementarias, S.A. (pension fund operator) was organized as a corporation in September 1999 under the laws of the Republic of Costa Rica. Its main activity is managing supplemental pension plans and offering additional services related to disability and death plans to members.

(Continue)

BANCO DE COSTA RICA

Notes to the separate Financial Statements

March 31, 2020

BCR Sociedad Corredora de Seguros, S.A. (insurance broker) was organized as a corporation in February 2009 under the laws of the Republic of Costa Rica. Its main activity is insurance underwriting.

Banprocesa, S.R.L. was organized as a corporation in August, 2009 under the laws of the Republic of Costa Rica. Its main activity will be to provide IT processing services and technical support, purchase, lease, and maintain hardware and software, including software development, and address the Bank's IT needs. As of March 31, 2020 SUGEF is assessing its participation as part of the Conglomerate.

Depósito Agrícola de Cartago, S.A. and subsidiary, was organized as a corporation in October 1934 under the laws of the Republic of Costa Rica. Its main activity is the custody and storage of personal property of national and foreign origin, with its own legal status and administratively independent. The company is regulated by the Ley de Almacenes Generales.

Depósito Agrícola de Cartago, S.A. has a wholly-owned subsidiary named Almacen Fiscal Agrícola de Cartago, S.A., constituted in December 1991 under the laws of the Republic of Costa Rica. Its main activity is the custody and storage of merchandise on which no import taxes have been paid, regulated by the General Customs Law and supervised by the General Customs Directorate of the Ministry of Finance. Both companies are subject to the oversight of the Comptroller General of the Republic.

Bancrédito Sociedad Agencia de Seguros, S.A., organized in March 2009 under the laws of the Republic of Costa Rica. Currently, the presentation of the final settlement certificate of the company is currently being processed.

The Bank also holds a 51% ownership interest in the following subsidiary:

Banco Internacional de Costa Rica, S.A. and subsidiary (BICSA) was organized as a bank under the laws of the Republic of Panama in 1976. It operates under a general license granted by the Superintendence of Banks of Panama to engage in banking transactions in Panama or abroad; its office is located in the city of Panama, Republic of Panama, BICSA Financial Center, 50th floor, Avenida Balboa and Calle Aquilino de la Guardia, and its subsidiary in Miami, Florida, United States of America. The remaining 49% of BICSA's shares are owned by Banco Nacional de Costa Rica.

(Continue)

BANCO DE COSTA RICA

Notes to the separate Financial Statements

March 31, 2020

(b) Accounting policies for the preparation of financial statements

The financial statements have been prepared in accordance with the legal provisions, rules, and accounting regulations issued by the National Financial System Supervisory Board (CONASSIF), the General Superintendence of Financial Entities (SUGEF) and the Central Bank of Costa Rica (BCCR), and in those matters that are not covered by those entities, according to the International Financial Reporting Standards as of January 1, 2011 (IFRS).

Through communication C.N.S. 116-07 from December 18, 2007, the National Financial System Supervisory Board issued a reform to the regulations denominated "Accounting Standard Applicable to the Entities Supervised by SUGEF, SUGEVAL and SUPEN and to the non-financial issuers." The objective of such standard is to regulate the adoption and application of the International Financial Reporting Standards (IFRS) and the corresponding interpretations (SIC and IFRIC interpretations.)

Afterwards, through articles 8 and 5 of minutes corresponding to sessions 1034-2013 and 1035-2013, held on April 2, 2013, respectively, the National Financial System Supervisory Board made a change to the "Accounting standard applicable to the entities supervised by SUGEF, SUGEVAL, SUPEN and SUGESE and to the non-financial issuers."

According to such document, the IFRS and its interpretations must be mandatorily applied by the supervised entities, in accordance with the texts in force as of January 1, 2011. This is for the audits as of December 31, 2015, except for the special treatments applicable to the supervised entities and non-financial issuers. The anticipated adoption of standards is not allowed.

Issuing new IFRSs or interpretation issued by the IASB, as well as any amendment to the adopted IFRSs to be applied by the entities under supervision will require a prior authorization by the National Financial System Supervisory Board (CONASSIF).

The financial statements have been prepared based on historical costs as explained in the accounting policies below.

Historical costs are generally based on the fair value of the consideration for goods and services.

(Continue)

BANCO DE COSTA RICA

Notes to the separate Financial Statements

March 31, 2020

Fair value is the price that would be received to sell an asset or paid to transfer a liability in an orderly transaction between market participants on the measurement date, regardless of whether price is directly observable or estimated using another valuation technique. In estimating the fair value of an asset or a liability, the Bank takes into account the characteristics of the asset or liability if market participants would take those characteristics into account when pricing the asset or liability on the measurement date. Fair value for measurement and/or disclosure purposes in these financial statements is determined on such a basis, except for the stock-based payment transactions within the scope of IFRS 2, the lease transactions within the scope of IAS 17, and the measurements that have certain similarities with the fair value but which are not fair value, such as the net realizable value in IAS 2 or the value in use in IAS 36.

In addition, for financial reporting purposes, fair value measurements are categorized into Level 1, 2 or 3 based on the degree to which the inputs to the fair value measurements are observable and the significance of the inputs to the fair value measurement in its entirety, which are described as follows:

- Level 1 - inputs are quoted prices (unadjusted) in active markets for identical assets or liabilities that the entity can access at the measurement date;
- Level 2 - inputs, other than quoted prices included within Level 1, that are observable for the asset or liability, either directly or indirectly; and
- Level 3 - unobservable inputs for asset or liability.

(c) Investment in other companies

Valuation of investments by the equity method

i. Subsidiaries

Subsidiaries are entities controlled by the Bank. Control exists when the Bank has the power, directly or indirectly, to govern the financial and operating policies of an entity so as to obtain benefits from its activities. As prescribed by regulations, the financial statements must present investments in subsidiaries by the equity method rather than on a consolidated basis. Transactions that affect the equity of those companies, such as translation adjustments and unrealized gain or loss on valuation of investments, are recognized in the same manner in the Bank's equity, the effects are recorded in the account "Adjustment for valuation of investments in other companies".

(Continue)

BANCO DE COSTA RICA

Notes to the separate Financial Statements

March 31, 2020

The Bank and subsidiaries must analyze and assess the distribution of dividends in accordance with current internal and external regulations applicable to each entity. The distribution of dividends will be proposed by the Administration of each entity; it will transmit the proposal to the Board of Directors and subsequently send to the shareholders' meeting in the case of the subsidiaries. Once the amount to be distributed has been determined, the accumulated profits of previous periods and/or the capital stock will be reduced, if necessary.

(d) Foreign currency

i. Foreign currency transactions

Assets and liabilities held in foreign currency are converted to colones at the exchange rate prevailing on the date of the separate balance sheet. Transactions in foreign currency during the year are converted at the foreign exchange rate prevailing on the date of the transaction. Conversion gains or losses are presented in the income statement.

ii. Monetary unit and foreign exchange regulations

As of January 30, 2015, the Board of Directors of the Central Bank of Costa Rica, in article 5 of the minutes of session 5677-2015, established a managed floating exchange rate regime starting February 2, 2015, whose main aspects are detailed below:

- In this regime, the Central Bank of Costa Rica will allow the exchange rate to be freely determined by the foreign exchange market, but may participate in the market in a discretionary manner, to meet its own requirements of currency and those of the non-banking Public Sector, in order to avoid sharp exchange fluctuations.
- The Central Bank of Costa Rica may carry out direct operations or use forex held-for-trading instruments it deems appropriate in accordance with the current regulations.

In its stabilization transactions, the Central Bank of Costa Rica will continue to use in the Foreign Currency Market (MONEX), the rules of engagement with the amendments provided for in this agreement. The Financial Stability Committee must determine the intervention procedures consistent with the strategy approved by the Board.

(Continue)

BANCO DE COSTA RICA

Notes to the separate Financial Statements

March 31, 2020

As established in the Chart of Accounts, assets and liabilities held in foreign currency should be expressed in colones at the exchange rate disclosed by the Central Bank of Costa Rica. Thus, as of March 31, 2020, monetary assets and liabilities denominated in U.S. dollars were valued at the exchange rate of ¢587,37 for US\$1,00.

Valuation in colones of monetary assets and liabilities in foreign currency for the period ended March 31, 2020 gave rise to foreign exchange losses of ¢245.498.656.030, and gains of ¢247.577.955.110, which are presented net in the income statement.

Additionally, valuation of other assets and other liabilities gave rise to gains and losses, respectively, which are recorded in "Other operating income" and "Other operating expenses", respectively. For the period ended March 31, 2020, valuation of other assets gave rise to losses of ¢854.018.382, and valuation of other liabilities gave rise to losses of ¢525.799.056.

iii. Financial statements of foreign subsidiaries (BICSA)

The financial statements of BICSA are presented in U.S. dollars, which is its functional currency. The translation of the financial statements to colones was carried out as follows:

- Assets and liabilities have been converted at the closing exchange rate.
- Income and expenses have been converted at the average exchange rates in effect during each year.
- The equity is measured considering the historical exchange rates and using the exchange rate on the transaction date.

As result of BCR's interest in BICSA, net profits in the amount of ¢604.174.406 arose for the period ended March 31, 2020.

(e) Basis for the recognition of the financial statements

The financial statements have been prepared on the fair value basis for available-for-sale and held-for-trading assets. Other financial and nonfinancial assets and liabilities are recorded at amortized or historical cost. The accounting policies have been consistently applied.

(Continue)

BANCO DE COSTA RICA

Notes to the separate Financial Statements

March 31, 2020

(f) Financial instruments

A financial instrument is any contract that gives rise to both a financial asset of one entity and a financial liability or equity instrument of another entity. The Bank's financial instruments include primary instruments: cash and due from banks, investments in financial instruments, loan portfolio, other receivables, obligations with the public, obligations with entities, and payables.

(i) *Classification*

Held-for trading financial instruments are instruments held by the Bank for short-term profit taking.

Originated instruments are loans and other accounts receivable created by the Bank providing money to a debtor rather than with the intention of short-term profit taking.

Available-for-sale assets are financial assets that are not held for trading purposes, originated by the Bank, or held to maturity. Available-for-sale assets include certain debt securities.

(ii) *Recognition*

The Bank recognizes available-for-sale assets on the date on which the Bank becomes a party to the contractual provisions of the instrument. From this date, any gains or losses arising from changes in the fair value of the assets are recognized in equity.

Held-to-maturity assets and originated loans and other accounts receivable are recognized using settlement date accounting, i.e. on the date they are transferred to the Bank.

(iii) *Measurement*

Financial instruments are measured initially at fair value, including transaction costs.

Subsequent to initial recognition, available-for-sale assets are measured at fair value, except for any instrument that does not have a quoted market price in an active market and whose fair value cannot be reliably measured is stated at cost, including transaction costs less impairment losses.

(Continue)

BANCO DE COSTA RICA

Notes to the separate Financial Statements

March 31, 2020

All non-held-for-trading financial assets and liabilities, originated loans and other accounts receivable, and held-to-maturity investments are measured at amortized cost less impairment losses. Any premium or discount is included in the carrying amount of the underlying instrument and amortized to finance income or expense using the effective interest method.

(iv) Fair value measurement principles

The fair value of financial instruments is based on their quoted market price on the financial statement date without any deduction for transaction costs.

(v) Profits and losses on subsequent measurement

Profits and losses arising from a change in the fair value of available-for-sale assets are recognized directly in equity until the investment is considered to be impaired, at which time the loss is recognized in the income statement. When the financial assets are sold, collected, or otherwise disposed of, the cumulative gain or loss recognized in equity is transferred to the income statement.

(vi) De-recognition

A financial asset is derecognized when the Bank loses control over the contractual rights that comprise the asset. This occurs when the rights are realized, expire, or are surrendered. A financial liability is derecognized when it is extinguished.

IFRS 9 introduces the “business model” as one of the conditions for classifying financial assets; it recognizes that an entity may have more than one business model, and that financial assets are reclassified if the aforementioned model undergoes significant or exceptional changes.

According to the standard, the business model refers to the way in which a financial entity manages its financial assets to generate cash flows, which could be from:

1. Collect contractual cash flows
2. Sale of financial assets
3. A combination of both

(Continue)

BANCO DE COSTA RICA

Notes to the separate Financial Statements

March 31, 2020

Given the above, IFRS 9 introduces a new approach to classifying financial assets and requires that they be classified at the time of their initial recording (settlement date) into three valuation categories: (i) amortized cost, (ii) fair value through changes in other comprehensive income (equity) and (iii) fair value through changes in profit and loss.

Classification in these categories will depend on two aspects: the entity's business model (how an entity manages its financial instruments) and the existence or not of contractual cash flows of specifically defined financial assets.

- If the objective of the model is to maintain a financial asset in order to collect contractual cash flows and, according to the conditions of the contract, cash flows are received on specific dates that exclusively constitute payments of principal plus interest, the asset is will be valued at amortized cost.

- If the business model is aimed at both obtaining contractual cash flows and selling them to obtain liquidity and, according to the conditions of the contract, cash flows are received on specific dates that exclusively constitute payments of the principal plus interest, the financial asset will be valued at its fair value through changes in other comprehensive income (equity). Interest, impairment and exchange differences are recorded in results as in the amortized cost model. The rest of changes in fair value are recorded in equity items and may be recycled to profit and loss on their sale.

- Beside these scenarios, the rest of the assets will be valued at fair value through profit and loss. As indicated in the Financial Reporting Regulations, investment funds in open funds must be registered in this category. Due to their characteristics, open investment funds are those that do not present restrictions for their trading, therefore, within this category, mutual funds and money market type investment funds of international markets are included, which can be settled without restriction.

If the objective of an entity's business model undergoes significant changes, the reclassification of the instrument will be mandatory. However, the standard provides that this circumstance occurs very rarely, and when it exists, its disclosure is required according to IFRS 7, Financial Instruments: Disclosure Information.

(g) Cash and cash equivalents

The Bank considers cash and due from banks, demand and term deposits, and investment securities that the Bank has the intent to convert into cash within two months or less.

(Continue)

BANCO DE COSTA RICA

Notes to the separate Financial Statements

March 31, 2020

(h) Investments in financial instruments

Investments in financial instruments that are classified as available-for-sale investments are valued at market prices using the price vector provided by Proveedor Integral de Precios de Centroamérica, S.A. (PIPICA).

The effect of market price valuation of available-for-sale investments and restricted financial instruments are included in the equity account with the caption "Adjustment for valuation of available-for-sale investments" until those investments are realized or sold.

In accordance with article 18 of the Financial Reporting Regulation, called IFRS 9, Financial Instruments: Financial Assets, the following is defined:

1. The conventional purchase or sale of financial assets should be recorded applying the accounting on the settlement date.
2. Financial assets are divided into those that are measured at amortized cost and those that are measured at fair value.
3. Based on the business model for managing financial assets and the characteristics of the contractual cash flows of the financial asset, the entity must classify its own investments or joint portfolios in financial assets according to the following valuation categories:
 - a. Amortized cost. If an entity, according to its business model and current regulatory framework, classifies a part of its investment portfolio in this category, it will disclose:
 - i. The fair value of financial assets classified in this category, in the quarterly financial statements and in the audited annual financial statement;
 - ii. The profit or loss that should have been recognized in the result for the period, for the financial statements indicated in the previous section.
 - b. Fair value through changes in other comprehensive income.
 - c. Fair value through changes in profit or loss: Participations in open investment funds must be recorded in this category.

(Continue)

BANCO DE COSTA RICA

Notes to the separate Financial Statements

March 31, 2020

In accordance with the characteristics that the Bank's portfolio must meet, based both on the Investment Management Policy and the current investment strategy, the management of the Bank's investment portfolio meets the characteristics of a business model whose main characteristic responds to managing financial assets to obtain contractual cash flows, as well as the occasional sales to meet liquidity requirements or investment portfolio management objectives, within the framework of the approved Investment Policy. In accordance with the foregoing, the financial assets that make up the Bank's investment portfolio meet the conditions to be valued at fair value through changes in other comprehensive income (equity). For purposes of defining a business model, these correspond to the main business model that characterizes the management of the Bank's investment portfolio.

However, it is required to determine the need of a "secondary" business model, whose characteristics of its comprising assets are determined by current regulations. Due to the need to manage liquidity in investment funds that the Bank currently keeps, these financial assets must be classified at fair value through changes in profit and loss, in accordance with the provisions of the Financial Reporting Regulations.

In accordance with the liquidity objectives of the Bank's investment portfolio, the execution of future investments in closed funds does not apply, according to the Entity's business model; however, current investments in these instruments must be classified according with the established Regulation

On the other hand, in accordance with provisions of Law 9274, both the Investment Management Policy of the Development Credit Fund and the current Investment Strategy, management of the investment portfolio in the Development Credit Fund meets the characteristics of a business model whose main characteristic responds to managing financial assets to obtain contractual cash flows, as well as the occasional sales to meet liquidity requirements or investment portfolio management objectives, in the framework of the approved Investment Policy. In accordance with the foregoing, the financial assets that make up the investment portfolio of the Development Credit Fund meet the conditions to be valued at their fair value through other comprehensive income (equity). For purposes of defining a business model, these correspond to the main business model that characterizes the management of the investment portfolio of the aforementioned Fund.

However, it is required to determine the need of a "secondary" business model, whose characteristics of the comprising assets are determined by the current regulation. Due to the need to manage liquidity in investment funds that the Development Credit Fund currently keeps, these financial assets must be classified at fair value through profit and loss, in accordance with the provisions of the Financial Reporting Regulation.

(Continue)

BANCO DE COSTA RICA

Notes to the separate Financial Statements

March 31, 2020

In compliance with the provisions of the Financial Reporting Regulation with respect to IFRS 9, at the meeting of the General Board of Directors of October 29, 2019, the business model for the classification and valuation of own investments in financial assets for the Bank is approved according to the following valuation categories, in accordance with the defined business model:

• Main business model

Fair value through other comprehensive income (equity): those investments that are part of the investment portfolio will be classified under this category, the objective of which is to obtain contractual cash flows such as their sale and, according to the conditions of the contract, cash flows are received on specific dates that exclusively constitute payments of the principal plus interest.

• Secondary business model

Fair value through profit or loss: we will classify under this category, those investments in financial assets that, due to their characteristics, do not represent the possibility of generating cash flows on specific dates from the payment of interest according to the financial contract.

In addition, and by definition of the Financial Reporting Regulation, investments in open funds will be classified at fair value through profit or loss. Financial assets with these characteristics are the following:

- Local money market investment funds.
- International money market investment funds.
- International market mutual funds.

(i) Loan portfolio

Banco de Costa Rica - Loan portfolio:

SUGEF defines credits as any operation formalized by a financial intermediary irrespective of the type of underlying instrument or document, whereby the intermediary assumes the risks of either directly providing funds or credit facilities or guaranteeing that their customer will honor its obligations with third parties. Credits include loans, factoring, purchase of securities, guarantees in general, advances, checking account overdrafts, bank acceptances, interest, open letters of credit, and preapproved lines of credit.

(Continue)

BANCO DE COSTA RICA

Notes to the separate Financial Statements

March 31, 2020

The loan portfolio is presented at the value of outstanding principal. Interest on loans is calculated based on the outstanding principal and contractual interest rates and is accounted for as income on the accrual basis of accounting. Further, the Bank follows the policy of suspending interest accruals on loans with principal or interest that are more than 180 days past due.

(j) Allowance for doubtful accounts

The loan portfolio is valued in accordance with provisions established in SUGEF Directive 1-05 "Regulations for Borrower Classification", which was approved by CONASSIF on November 24, 2005, published in the Official Journal "La Gaceta" No. 238 on Friday, March 9, 2005, and effective as of October 9, 2006.

Loan operations approved for individuals or legal entities with a total outstanding balance exceeding ₡65.000.000 (Group 1 under SUGEF Directive 1-05) are classified by credit risk. This classification takes into account the following considerations:

- Creditworthiness, which includes an analysis of projected cash flows, an analysis of financial position, considers the experience in the line of business, quality of management, stress testing for critical variables, and an analysis of the creditworthiness of individuals, regulated financial intermediaries, and public institutions.
- Historical payment behavior, which is determined by the borrower's payment history over the previous 48 months, considering servicing of direct loans, both current and settled, in the National Financial System as a whole. SUGEF is responsible of calculating the historical payment behavior level for borrowers reported by entities during the previous month.
- Arrears
- Pursuant to the aforementioned Directive, collateral may be used to mitigate risk for purposes of calculating the allowance for loan impairment. The market value and its updates should be considered and adjusted at least once annually. Further, the percentage of acceptance of collateral is also a mitigating factor. Collateral must be depreciated six months after the most recent appraisal.

(Continue)

BANCO DE COSTA RICA

Notes to the separate Financial Statements

March 31, 2020

Risk categories are summarized as follows:

<u>Risk Category</u>	<u>Arrears</u>	<u>Historical Payment Behavior</u>	<u>Creditworthiness</u>
A1	30 days or less	Level 1	Level 1
A2	30 days or less	Level 2	Level 1
B1	60 days or less	Level 1	Level 1 or Level 2
B2	60 days or less	Level 2	Level 1 or Level 2
C1	90 days or less	Level 1	Level 1, Level 2 or Level 3
C2	90 days or less	Level 2	Level 1, Level 2 or Level 3
D	120 days or less	Level 1 or Level 2	Level 1, Level 2, Level 3 or Level 4

Remaining loan operations, for which the total outstanding balance is lower than ¢65.000.000 (Group 2 under SUGEF Directive 1-05), are classified in the following categories based on historical payment behavior and arrears:

<u>Risk Category</u>	<u>Arrears</u>	<u>Historical Payment Behavior</u>	<u>Creditworthiness</u>
A1	30 days or less	Level 1	Level 1
A2	30 days or less	Level 2	Level 1
B1	60 days or less	Level 1	Level 1 or Level 2
B2	60 days or less	Level 2	Level 1 or Level 2
C1	90 days or less	Level 1	Level 1, Level 2 or Level 3
C2	90 days or less	Level 2	Level 1, Level 2 or Level 3
D	120 days or less	Level 1 or Level 2	Level 1, Level 2, Level 3 or Level 4

Borrowers are to be classified in risk category E if they fail to meet the conditions for classification in risk categories A through D mentioned above, are in bankruptcy, a meeting of creditors, court protected reorganization procedure, or takeover, or if the Bank considers classification in such category to be appropriate.

(Continue)

BANCO DE COSTA RICA

Notes to the separate Financial Statements

March 31, 2020

From June 2019, according to SUGEF Agreement 15-16, Regulation on Management and Assessment of Credit Risk for the Development Banking System, its credit portfolio will be subject to risk classification based on the debtor's delinquency and the amount of restructuring that the debtor operations has been subject of, carried out within the framework of Law 9274, according to the following criteria:

Risk Category	Classification Criteria
1	a. Up to date b. Delinquency of up to 30 days
2	a. Delinquency of more than 30 days and up to 60 days b. Delinquency of more than 30 days and up to 90 days
3	a. Delinquency of less than 60 days with delinquency with the SBD greater than 90 days in the last 12 months c. Delinquency of less than 60 days, subject to at least one restructuring in any operations during the last 12 months
4	a. Delinquency of more than 90 days and up to 120 days b. Delinquency of less than 90 days with delinquency with the SBD greater than 120 days in the last 12 months c. Delinquency of less than 90 days, that have been subject to at least two restructuring in any operation during the last 12 months
5	a. Delinquency of more than 120 days and up to 180 days
6	a. Delinquency of more than 180 days

The delinquency to be applied must correspond to the debtor's maximum delinquency at the end of each month of its operations carried out within the framework of Law 9274, with the entity or with the SBD, as appropriate.

Pursuant to SUGEF Directive 1-05: "Regulation for Rating Debtors", as of January 1, 2014, the Bank must maintain a minimum amount of allowance resulting from the sum of generic and specific allowances, calculated in accordance with Transitory XII.

The generic allowance must be at least equal to 0.5% of the total due balance, corresponding to the loan portfolio classified in A1 and A2 risk categories, without reducing the effect of mitigators of loan operations which apply to contingent credits.

The specific allowance is calculated on the covered and uncovered portion of each loan. The allowance on the exposed portion is equal to the total outstanding balance of each loan transaction less the weighted adjusted value of the relevant security. The resulting amount is multiplied by the percentage that corresponds to the risk category. The allowance on the covered part of each credit operation is equal to the amount corresponding to the covered part of the operation, multiplied by the appropriate percentage.

(Continue)

BANCO DE COSTA RICA

Notes to the separate Financial Statements

March 31, 2020

From July 2016, in the case of the loan portfolio of individuals whose coverage ratio of debt service is above the reasonable indicator, an additional generic allowance of 1% should be applied on the indicated basis of calculation. In the case of individuals who have a mortgage or another type of loan (except consumer loans) or are transacting a new loan with the Bank, they will have a reasonable indicator of 35%, and for consumer loans of individuals not secured by mortgage, a reasonable indicator of 30%.

The bank must keep this indicator updated, semiannually. SUGEF will verify the compliance in their normal supervisory duties.

In the case of loans denominated in foreign currency debtors placed among borrowers that don't generate cash flows in foreign currency, an additional generic allowance of 1.5% must also be applied on the basis of calculation.

The indicated generic allowance will be applied cumulatively, so that in the case of borrowers that don't generate cash flows in foreign currency, with an indicator for service coverage greater than the reasonable indicator, the generic allowance applicable will be at least of 3% (0.5% + 1% + 1.5%).

Classification categories and specific allowance percentages for each risk category are as follows:

<u>Risk category</u>	<u>Specific allowance percentage on the uncovered portion of the loan</u>	<u>Specific allowance percentage on the covered portion of the loan</u>
A1	0%	0%
A2	0%	0%
B1	5%	0,5%
B2	10%	0,5%
C1	25%	0,5%
C2	50%	0,5%
D	75%	0,5%
E	100%	0,5%

As of January 1, 2014, as an exception in the case of risk category E, the minimum allowance for loans to a borrower whose historical payment behavior is rated as level 3 is to be calculated as follows:

(Continue)

BANCO DE COSTA RICA

Notes to the separate Financial Statements

March 31, 2020

<u>Arrears</u>	<u>Specific allowance percentage on the uncovered portion of the loan</u>	<u>Specific allowance percentage on the covered portion of the loan</u>	<u>Credibilityworthiness (Borrowers Group 1)</u>	<u>Credibilityworthiness (Borrowers Group 2)</u>
30 days or	20%	0,5%	Level 1	Level 1
60 days or	50%	0,5%	Level 2	Level 2
More than			Level 1, Level	
61 days	100%	0,5%	2, Level 3 or	Level 1 or Level 2

From July 2016, pursuant to SUGEF Directive 19-16, Agreement, "Regulation for the determination and recording of countercyclical allowance", a generic allowance is applied to that credit portfolio that shows no evidence of current impairment, as determined by the level of allowance expected in periods of economic recession and whose purpose is to mitigate the effects of the economic cycle on the financial results derived from the allowance for non-payment of loan portfolio. On a monthly basis, the Bank must record the expense per counter-cyclical component equivalent to a minimum of 7% of the positive result of the difference between income and expenses, before taxes and profit sharing of each month, until the balance of the account of the countercyclical component reaches the amount corresponding to the required balance of allowance for the entity. At the entry into force of this regulation, the required minimum percentage level of countercyclical allowance is 0.33%.

As of March 31, 2019, the entity reached the target level of contracyclical allowance under the regulation of the formula established in Article 4 of the "Calculation of the requirement of contracyclical allowance" of the Regulation to determine and record countercyclical allowances, SUGEF 19-16. The entity will continue to accumulate or disaccumulate, in accordance with the methodology established in the aforementioned article and Article 5 "Accounting Registry" of that regulation.

As of March 31, 2020, the allowance disclosed in the accounting records amounts to ¢90.426.147.327.

As of March 31, 2020, December and March 2018, increases in the allowance for loan impairment resulting from the minimum allowance are included in the accounting records in compliance with article 17 of SUGEF Directive 1-05 "Regulation for Rating Debtors", prior authorization from SUGEF in compliance with article 10 of IRNBS.

As of March 31, 2020, December and March 2018, management considers the allowance to be sufficient to absorb any potential losses that could be incurred on recovery of the portfolio.

(Continue)

BANCO DE COSTA RICA

Notes to the separate Financial Statements

March 31, 2020

Accounts and interest receivable - Banco de Costa Rica

In order to qualify the risk of accounts and interest receivable unrelated to loan operations, the Bank considers the arrears based on ranges established for other assets in SUGEF Directive 1-05 "Regulations for Rating Debtors", approved by CONASSIF.

<u>Arrears</u>	<u>Allowance</u>
30 days or less	2%
60 days or less	10%
90 days or less	50%
120 days or less	75%
More than 120 days	100%

Until IFRS 9, Financial Instruments, is implemented for the Credit Portfolio of Financial Intermediaries, the provisions established in the Debtor Rating Regulations to quantify the credit risk of debtors and constitute the corresponding estimates, will remain in force and the entities will continue calculating the aforementioned estimates according to the methodology set forth in the Regulations.

(k) Securities sold under repurchase agreements

The Bank carries out transactions of securities sales under repurchase agreements at future dates and agreed prices. The obligation to repurchase sold securities is reflected as a liability in the balance sheet and disclosed at the value of the original agreement. The underlying securities are held in asset accounts. Finance expense recognized is calculated by the effective interest method. Interest is presented as finance expense in the income statement, and accrued interest payable in the balance sheet.

(l) Accounting for interest receivable

Interest receivable is accounted for on the accrual basis. Under current regulations, interest accrual is suspended on loan operations that are more than 180 days past due. Interest receivable on those loans is recorded when collected.

(m) Other receivables

The recoverability of these accounts is assessed by applying criteria similar to those established by SUGEF for the loan portfolio. If an account is not recovered within 120 days from the due date or from the date of its accounting record, an allowance is created for 100% of the outstanding balance. Items with no specified due date are considered enforceable immediately.

(Continue)

BANCO DE COSTA RICA

Notes to the separate Financial Statements

March 31, 2020

(n) Realizable assets

Realizable assets are assets owned by the Bank for realization or sale. Included in this account are assets acquired as payment in kind, assets adjudicated in judicial auctions, assets acquired to be leased under finance and operating leases, goods produced for sale, idle property and equipment, and other realizable assets.

Realizable assets are valued at the lower of cost and fair value. If fair value is less than the cost booked in the accounting records, an impairment allowance must be recorded for the difference between both values. Cost is the historical acquisition or production value in local currency; these assets should not be revalued or depreciated for accounting purposes, and they are to be recorded in local currency. The cost registered in the accounting records for a realizable asset may only be increased by the amount of improvements or additions, up to the amount by which they increase the asset's realizable value. Other expenditures related to realizable assets are to be recognized in the period incurred.

The net realizable value of an asset should be used as its market value, which should be determined by applying strictly conservative criteria and is calculated by subtracting expenses to be incurred on the sale of the asset from its estimated selling price. The estimated selling price of the asset is determined by an appraiser based on current market conditions. Future expectations for market improvements are not considered and it is assumed that the assets must be sold in the shortest period of time possible to enable the Bank to recover the resources invested and use them for its business activities. For all realizable assets, the Bank should have reports from the appraisers which are to be updated at least annually. If an asset recorded in this group is used by the Bank, it should be reclassified to the appropriate account in the corresponding group.

Pursuant to article 20-b of SUGEF Directive 1-05, "Regulations for Rating Debtors", the Bank is required to record an allowance for disposed assets and for realizable assets that were not sold or leased under operating or finance leases within two years from the acquisition or production date, for an amount equivalent to the carrying amount of the assets. The allowance must be established gradually by recording one-twenty-fourth of the value of such assets each month until the allowance is equivalent to 100% of the carrying amount, without exception. The recording of the allowance shall begin at closing date of the month in which the asset was i) acquired, ii) produced for sale or lease, or iii) disposed of.

(o) Offsetting

Financial assets and liabilities are offset and the net amount presented in the financial statements when the Bank has a legal right to set off the recognized balances and intends to settle on a net basis.

(Continue)

BANCO DE COSTA RICA

Notes to the separate Financial Statements

March 31, 2020

(p) Property, Furniture and Equipment

(i) *Own assets*

Property, furniture and equipment are depreciated on the straight-line method over the estimated useful lives of the assets for both tax and financial purposes. Leasehold improvements are amortized straight line over a period of sixty months, starting the month after the deferred charge is recorded. Leasehold improvements are amortized solely at the end of the term of the lease agreement. When the lessor or the Bank notifies the other party that it does not intend to renew the lease at the end of the original lease term or extension, the remaining balance is amortized over the remainder of the lease term.

Pursuant to requirements established by regulatory authorities, the Bank must have its real property appraised by an independent appraiser at least once every five years, in order to determine its net realizable value. If the realizable value is less than the carrying amount, the carrying amount must be adjusted to the appraisal value.

(ii) *Leased assets*

Leases in terms of which the Bank assumes substantially all the risks and benefits of ownership are classified as financial leases.

At the beginning of the lease term, the financial leasing is recognized in the statement of financial position as an asset and a liability by the same amount, equal to the fair value of the leased assets or the present value of the minimum lease payments, if this were the lowest between the present value of the stipulated payments in the agreement discounted at the interest rate implicit in the operation, determined at the beginning of the lease. To calculate the present value of the minimum lease payments, the interest rate implicit in the lease is used as the discount factor, wherever practicable to determine; otherwise the incremental interest rate of the tenant loans is used. Any initial direct cost of the tenant will be added to the amount recognized as an asset.

(iii) *Subsequent disbursements*

Costs incurred to replace a component of an item of property, furniture and equipment is capitalized and accounted for separately. Subsequent expenses are only capitalized when they increase the future economic benefits; otherwise, they will be recognized in the income statement when incurred.

(Continue)

BANCO DE COSTA RICA

Notes to the separate Financial Statements

March 31, 2020

(iv) *Depreciation and amortization*

Depreciation and amortization are charged to the operating results on the straight-line method, using the annual depreciation rates established for tax purposes. When appraisals made by independent appraisers determine that the technical useful life is less than the remaining useful life calculated using applicable rates for tax purposes, the technical useful life is to be used. Estimated useful lives are as follows:

Useful lives of assets owned by the Bank and subsidiaries, except for BICSA:

Building	50 years
Vehicles	10 years
Furniture and equipment	10 years
Computer hardware	5 years
Leasehold improvements	5 years

(v) *Revaluation*

At least every five years financial entities should assess the real estate by appraisals, stating the net realizable value of the property.

If the realizable value of the assets is different from the one disclosed in the accounting records, the Bank must adjust the book value to the resulting value of the appraisal.

These assets are depreciated by the straight-line method for financial and tax purposes, based on the expected life of the respective assets.

The last appraisal was made in 2015, and it was recorded on November 30, 2015.

(q) Deferred charges

Deferred charges are valued at cost and recorded in local currency. These charges are not subject to revaluations or adjustments.

(r) Intangible assets

Intangible assets acquired by the Bank are recorded at cost less accumulated amortization and impairment losses.

(Continue)

BANCO DE COSTA RICA

Notes to the separate Financial Statements

March 31, 2020

Amortization of IT systems is charged to operation results on a straight-line basis over the estimated useful lives of the related assets. The estimated useful life is of five years.

Subsequent expenditures or disbursements are capitalized only when they increase the future economic benefits; otherwise they are recognized in the results as incurred.

(s) Impairment of assets

The carrying amount of an asset is reviewed on each balance sheet date, in order to determine whether there is any indication of impairment. If any such indication exists, the recoverable amount of the asset is estimated.

An impairment loss is recognized whenever the carrying amount of an asset exceeds its recoverable amount. Impairment losses are recognized in the income statement for assets carried at cost, and treated as a decrease in revaluation surplus for assets recorded at revalued amounts, until the amount of the surplus of the specific asset is sufficient to absorb the impairment loss.

The recoverable amount of an asset is the greater of its net selling price and value in use. The net selling price is equal to the value obtained in free transaction between seller and buyer. Value in use is the present value of future cash flows and disbursements derived from the continuing use of an asset and from its disposal at the end of its useful life.

If in a subsequent period the amount of the impairment loss decreases and the decrease can be linked objectively to an event occurring after impairment loss was determined, the loss is reversed in the income statement or statement of changes in equity, as appropriate.

However, SUGEF establishes the following: at least once every five years, financial institutions must have its property appraised by an independent appraiser, in order to determine the net realizable value of property and buildings, whose net book value exceeds 5% of the entity's equity. If the net realizable value of the assets appraised, taken as a whole, is less than the corresponding net carrying amount, the carrying amount is to be reduced to the appraisal value by adjusting assets that are significantly overstated. The decrease in the value of real property for use is recorded against account "331 - Adjustments for revaluation of assets."

In cases where an entity is aware of a significant overstatement in the carrying amount of one or more assets, regardless of the cause of the reduction in their value and/or the useful life originally assigned, the entity must hire an appraiser to perform a technical appraisal, immediately notify SUGEF of the results, and register the applicable adjustments in the accounting records.

(Continue)

BANCO DE COSTA RICA

Notes to the separate Financial Statements

March 31, 2020

(t) Obligations with the public

These are current obligations of the resources available to the Bank for the realization of its purposes provided by external sources, which are virtually inescapable and are reasonably identifiable and quantifiable.

(u) Accounts payable and other payables

Accounts payable and other payables are recognized at cost.

(v) Provisions

A provision is recognized in the statement of financial position if, as a result of a past event, the Bank has a present legal or constructive obligation and it is probable that an outflow of economic benefits will be required to settle the obligation. The provision made approximates settlement value; however, final amounts may vary. The estimated value of provisions is adjusted at the statement of financial position date, directly affecting the income statement.

Employees' legal benefits (severance pay)

Costa Rican legislation requires the Bank and its subsidiaries domiciled in Costa Rica to pay employees' legal benefits to employees dismissed without just cause, equivalent to a seven days' salary for employees with three to six months of service, 14 days salary for employees with between six months to one year of service, and compensation in accordance with the Workers Protection Law for those with more than one year of service. In the specific case of the Bank, this limit is increased to twenty months for personnel who have worked for more than twenty years and for those who have fewer years, it corresponds to seniority in the Employees' Association up to twenty months.

In February 2000, the Workers Protection Law was enacted and published. This law modifies the existing severance benefit system and establishes a mandatory supplemental pension plan, thereby amending several provisions of the Labor Code.

(Continue)

BANCO DE COSTA RICA

Notes to the separate Financial Statements

March 31, 2020

Pursuant to the Workers Protection Law, all public and private employers must contribute 3% of monthly employee salaries during the entire term of employment. Contributions are collected through the Costa Rican Social Security Administration (CCSS) and are then transferred to pension fund operators selected by the employee.

The Bank follows the practice of transferring to the Employee Association the severance benefits corresponding to each employee based on the employee's current salary.

The amounts of severance benefits not transferred to the Employee Association are provisioned as indicated in the Collective Labor Agreement.

(w) Legal reserve

According to Article 12 of the Organic Law of the National Banking System, the Bank yearly sets aside 50% of net earnings after income tax to increase its Legal Reserve.

(x) Revaluation surplus

Revaluation surplus included in equity may be transferred directly to accrued earnings of prior periods when the surplus is realized. The whole surplus is realized upon disposal or use of the asset. The transfer of revaluation surplus to prior period retained earnings should not be made through the income statement. Further, the Bank was authorized by SUGEF to capitalize revaluation surplus by increasing the capital stock.

(y) Use of estimates

Management has made a number of estimates and assumptions relating to the reporting of assets, liabilities, profit or loss, and the disclosure of contingent liabilities in preparing these financial statements. Actual results may differ from those estimates that are particularly susceptible to significant changes are related to the determination of the allowance for loan impairment.

(Continue)

BANCO DE COSTA RICA

Notes to the separate Financial Statements

March 31, 2020

(z) Recognition of main types of income and expenses

(i) Interest

Interest income and expense is recognized in the income statement on an accrual basis considering the effective yield or interest rate. Interest income and expense includes amortization of any premium or discount during the term of the instrument and until its maturity, and is calculated on an effective interest basis.

(ii) Income from fees and commissions

When loan origination fees are generated, they are taken against effective yield, and they are deferred over the loan term. Other service fees and commissions are recognized when the services are rendered. In the case of storage services, insurance and inventory management they recorded by the accrual method.

(iii) Net income from held-for-trading securities

Net income on marketable securities includes gains and losses arising from sales and from changes in the fair value of held-for-trading assets and liabilities.

(iv) Operating lease expenses

Payments for operating lease agreements are recognized in the income statement over the term of the lease

(aa) Income tax

Pursuant to the Income Tax Law, the Bank and its subsidiaries are required to file their income tax returns for the twelve months ending December 31 of each year.

(i) Current:

Current tax is the expected tax payable on taxable income for the year, using tax rates valid on the balance sheet date, and any adjustment to tax payable in respect of previous years.

(Continue)

BANCO DE COSTA RICA

Notes to the separate Financial Statements

March 31, 2020

(ii) Deferred:

Deferred tax is provided using the balance sheet liability method, providing for temporary differences between the carrying amounts of assets and liabilities for financial purposes and the amounts used for taxation purposes. In accordance with this method, temporary differences are identified as either taxable temporary differences (which result in future taxable amounts) or deductible temporary differences (which result in future deductible amounts). A deferred tax liability represents a taxable temporary difference, while a deferred tax asset represents a deductible temporary difference. Deferred tax assets are recognized only to the extent there is a reasonable probability that they will be realized.

(bb) Pension and retirement plan for employees from Banco de Costa Rica

A fund was created by Law No. 16 as of November 5, 1936, which has been amended on a number of occasions. The most recent amendment was included in Law No. 7107 dated October 26, 1988. Pursuant to this Law, the fund was established as a special wage protection and retirement system for the Bank's employees. The fund is comprised of allotments established by the related laws and regulations, and monthly contributions made by the Bank and employees equivalent to 10% and 0.5% of total wages and salaries, respectively. Starting October 1, 2007, this fund is managed by BCR Pension Operadora de Planes de Pensiones Complementarias, S.A. (subsidiary) under a comprehensive management agreement.

The Bank's contributions to the fund are considered to be defined contribution plans. Consequently, the Bank has no additional obligations.

(cc) Profit sharing

Under article 12 of IRNBS, the net earnings of commercial State-owned banks are allocated as follows: 50% to a legal reserve; 10% to increase the capital of the National Institute for Cooperative Development (INFOCOOP); and the remainder to increase the Bank's capital, pursuant to article 20 of Law No. 6074. Transition provision III of Law No. 8634 "Development Banking System" establishes that for a five-year period starting in 2007, the contributions made by State-owned banks equivalent to 5% of their annual net earnings for the creation of the National Commission for Educational Loans (CONAPE) will be allocated as follows: two percent (2%) to CONAPE and three percent (3%) to the capital of the Development Financing Fund (FINADE). On January 2013 transitory III is removed and 5% will be allocated to CONAPE, in accordance with Law 9092, "Refund of Income of the National Commissions for Educational Loans."

(Continue)

BANCO DE COSTA RICA

Notes to the separate Financial Statements

March 31, 2020

In accordance with article 46 of the "National Emergency and Risk Prevention Law", all institutions of the central administration and decentralized public administration, as well as State-owned companies, must contribute three percent (3%) of their reported earnings before taxes and profits and of their accumulated budget surplus to the National Emergency Commission (CNE). Such funds are deposited in the National Emergency Fund to finance the National Risk Management System. The expenditure for CNE is calculated as 3% of income before taxes and profit sharing.

Pursuant to article 78 of the Employee Protection Law, State-owned public entities must contribute up to 15% of their earnings with the purpose of strengthening the funding base for the Disability, Old Age, and Death Benefit System of CCSS and to provide universal CCSS coverage for impoverished non-salaried workers. According to Executive Order number 37127-MTSS, starting in 2013 a progressive yearly contribution from net earnings must be set aside starting with 5% in 2013, up to 7% in 2015 and 15% as of 2017

(dd) Development Financing Fund

As of 2008, in accordance with article 32 of Law No. 8634 "Development Banking System", all State-owned banks, except for Banco Hipotecario para la Vivienda (BANHVI), shall allocate each year at least five percent (5%) of their net earnings after income taxes to creating and strengthening of its own development funds. The objective of that allocation is to provide financing to individuals and legal entities that present viable and feasible projects pursuant to the provisions of the aforementioned Law (See note 35).

(ee) Development Credit Fund

The Development Credit Fund (DCF), comprised of the resources provided in Article 59 of the Organic Law of the National Banking System, No.1644, commonly called "Banking Toll," will be managed by the State Banks. In compliance with Law No. 9094 "Derogatory of Transitory VII-Law No. 8634," and in accordance with Article 35 of Law No. 8634 "Development Banking System", in meeting 119 of January 16, 2013, by agreement number AG 1015-119-2013, it is agreed to appoint Banco de Costa Rica and Banco Nacional de Costa Rica as managers for a five-year period from the signature of the respective management agreements. Each bank is responsible for managing fifty percent (50%) of the fund.

(Continue)

BANCO DE COSTA RICA

Notes to the separate Financial Statements

March 31, 2020

The Technical Secretariat of the Governing Board through written communication CR/SBD-014-2013 informed all private banks to open up checking accounts with each of the managing banks (Banco Nacional and Banco de Costa Rica), both in colones and foreign currency with the obligation to distribute fifty percent of the resources to each bank.

The powers granted by the Governing Board to the administrators are:

- a) Managing Banks can perform services with the beneficiaries of the Development Banking System as recognized by Article 6 of Law 8634.
- b) In accordance with Article 35 of the Law 8634 with funds from the Development Credit Fund, the Managing Banks can provide services to other financial entities, except for private banks, provided they meet the objectives and obligations under Law 8634 and that are duly approved by the Governing Board.
- c) The Banks may allocate in accordance with Article, 35 Law 8634 the resources of the Development Credit Fund through: associations, cooperatives, foundations, NGOs, producer organizations or other entities if they have credit operations in programs that meet the objectives established in the Law 8634 and are duly approved by the Governing Board.

The contract signed for a five-year term will be renewable for equal and successive periods unless otherwise decided by the Governing Board, notified in writing at least three months in advance. It may be terminated as provided for in Article 12 paragraph j) of Law 8634 and its executive regulations, if the managing banks demonstrate proven lack of capacity and expertise. (See note 36).

(ff) Fiscal year

The economic fiscal year corresponds to the period ended on December 31 of every year.

(2) Collateralized or restricted assets:

Collateralized or restricted assets are as follows:

		March 2020
Cash due from banks (see note 4)	¢	<u>512.545.653.982</u>
	¢	<u><u>512.545.653.982</u></u>

(Continue)

BANCO DE COSTA RICA

Notes to the separate Financial Statements

March 31, 2020

(3) Balances and transactions with related parties

The financial statements include balances and transactions with related parties as follows:

		March 2020
Assets:		
Cash	¢	23.068.075.724
Loan portfolio		80.585.785
Accounts receivable		7.463.823.784
Interests in other entities		127.712.051.924
Total assets	¢	158.324.537.217
Liabilities:		
Obligations with the public	¢	4.796.841.095
Total liabilities	¢	4.796.841.095
Income:		
Financial income	¢	38.020.909
Income from investments in other companies		3.274.665.023
Sundry operative income		1.105.765.194
Total income	¢	4.418.451.126
Expenses:		
Financial expenses	¢	25.555.479
Expenses from investments in other companies		99.871.316
Sundry operative expenses		489.006.256
Total expenses	¢	614.433.051
Equity:		
Adjustments for valuation of investments in other companies		
	¢	167.546.459

At March 31, 2020 investment in funds administered by BCR Sociedad Administradora de Fondos de Inversión, S.A. (a subsidiary), amount to ¢1.991.500.000.

(Continue)

BANCO DE COSTA RICA

Notes to the separate Financial Statements

March 31, 2020

The amount paid for remunerations to key personnel is detailed as follows:

		March 2020
Short-term benefits	¢	260.928.349
Board per-diem		24.369.362
	¢	285.297.711

(4) Cash and cash equivalents

For purposes of reconciliation with the statement of cash flows, cash and cash equivalents are as follows:

		March 2020
Cash	¢	75.436.987.467
Demand deposits BCCR		522.456.663.490
Checking accounts and demand deposits in local financial entities		2.183.470.063
Checking accounts and demand deposits in foreign financial entities		122.239.255.089
Immediate payment documents		4.068.578.887
Restricted availabilities		399.490.672
Total availabilities		726.784.445.668
Investments in trading financial instruments		173.292.874.272
Total cash and cash equivalents	¢	900.077.319.940

As of March 31, 2020, demand deposits in BCCR are restricted as a minimum legal reserve in the amount of ¢512.545.653.982.

As of March 31, 2020, the Bank has a liability for outstanding checks in the amount of ¢1.616.766.598 which is offset by notes payable on demand cashed the next day once cleared by the clearing house.

(Continue)

BANCO DE COSTA RICA

Notes to the separate Financial Statements

March 31, 2020

(5) Investments in financial instruments

Investments in financial instruments are as follows:

		March 2020
At fair value through profit or loss	¢	140.942.171.089
At fair value through other comprehensive income		760.166.200.073
Interest receivable for investments at fair value through profit or loss		14.883.899
Interest receivable for investments at fair value through other comprehensive income		9.241.766.833
	¢	910.365.021.894
		March 2020
At fair value through profit or loss		Fair value
<u>Local issuers:</u>		
Open investments funds		58.710.371.089
		58.710.371.089
<u>Issuers abroad:</u>		
Private Banks		82.231.800.000
	¢	140.942.171.089
		March 2020
At fair value through other comprehensive income		Fair value
<u>Local issuers:</u>		
Government	¢	630.508.390.570
State-owned Banks		119.841.955.215
Private Banks		3.259.554.413
Private issuers		6.556.299.875
	¢	760.166.200.073

(Continue)

BANCO DE COSTA RICA

Notes to the separate Financial Statements

March 31, 2020

As of March 31, 2020, the investment portfolio amounts to ¢118.632.881.113 corresponding to the managed amounts of the Development Credit Fund (See note 36).

Maturities for investments in financial instruments are from April 01, 2020 to February 21, 2024.

Purchased financial instruments earn annual yield rates as follows:

	March 2020
Colones	4,0000% to 5,5741%
US Dollars	0,1000% to 7,7122%

As of March 31, 2020, there are no investments that are granted as collateral (see note 2).

Repurchase Operations:

The Bank purchases financial instruments through agreements in which it binds to sell the financial instruments at future dates at previously agreed upon price and yield.

As of March 31, 2020, purchased financial instruments remain under resale agreements as follows:

Issuers	Asset's balance	Guarantee's fair value	Repurchase date	Repurchase Price
Banco Central of Costa Rica	5.956.915.607	5.941.000.000	01-04-20 al 23-04-20	100,00%
Local Government	¢ 28.306.852.495	31.249.863.937	01-04-20 al 14-05-20	100,00%
Others	222.380.452	300.000.000	01-04-20 al 20-04-20	100,00%
	¢ <u>34.486.148.554</u>	<u>37.490.863.937</u>		

(Continue)

BANCO DE COSTA RICA

Notes to the separate Financial Statements

March 31, 2020

(6) Loan portfolio

a) Loan portfolio by sector

	March 2020
Loans – Personal	¢ 980.282.681.735
Loans Development Banking System	52.654.026.794
Loans - Business	79.909.485.401
Loans - Corporate	1.041.841.116.276
Loans – Public Sector	110.888.354.258
Loans – Financial Sector	<u>154.220.115.462</u>
	2.419.795.779.926
Loans – Personal	192.003.856.119
Loans Development Banking System	4.602.625.929
Loans - Business	28.582.649.014
Loans - Corporate	193.000.688.639
Loans – Public Sector	<u>424.866</u>
	418.190.244.567
Loans – Personal	38.273.446.770
Loans Development Banking System	402.480.477
Loans - Business	5.784.788.832
Loans - Corporate	<u>3.388.660.694</u>
	<u>47.849.376.773</u>
	¢ <u>2.885.835.401.266</u>

(Continue)

BANCO DE COSTA RICA

Notes to the separate Financial Statements

March 31, 2020

The total loans receivable originated by the Bank by activity are as follows:

b) Loan portfolio by activity

Sector	March 2020
Agriculture, livestock, hunting and related services	143.964.036.769
Manufacture	241.478.556.639
Telecommunications and public utilities	55.538.943.863
Mining and quarrying	40.833.796
Trade	11.137.580.299
Services	961.265.440.690
Transportation	37.043.316.213
Financial and stock exchange	4.348.947.061
Real estate, business and leasing	4.272.894.024
Construction, purchase and repair of real estate	1.017.590.834.280
Consumer	305.665.348.227
Hospitality	98.705.442.225
Education	3.299.420.036
Other activities of the non-financial private sector	1.483.807.143
	<u>2.885.835.401.265</u>
Plus accrued interest receivable	21.494.422.504
Deferred income from loan portfolio	(16.444.310.633)
Less allowance for loan losses	(90.426.147.327)
	<u><u>¢ 2.800.459.365.809</u></u>

(Continue)

BANCO DE COSTA RICA

Notes to the separate Financial Statements

March 31, 2020

Loan portfolio by arrears:

The loan portfolio by arrears is detailed as follows:

	March 2020
Current	¢ 2.419.795.779.925
1 to 30 days	287.727.483.874
31 to 60 days	64.356.552.207
61 to 90 days	36.458.502.592
91 to 120 days	6.776.757.219
121 to 180 days	4.655.964.666
More tan 181 days	18.214.984.010
Legal collection	47.849.376.773
	¢ <u><u>2.885.835.401.266</u></u>

Loans with contractual non-compliance in the payments of the principal or interest are classified as past due.

c) Past due loans

Past due loans, including loans in accrual status (for which interest is recognized on a cash basis) and unearned interest on past due loans, are as follows:

	March 2020
Number of operations	2.296
Past due loan in nonaccrual status	¢ <u>60.752.746.770</u>
Past due loan in accrual status	¢ <u>405.286.874.570</u>
Total unearned interest	¢ <u>7.941.958.101</u>

(Continue)

BANCO DE COSTA RICA

Notes to the separate Financial Statements

March 31, 2020

Loans in legal collection as of March 31, 2020:

<u>No. of operations</u>	<u>Percentage</u>	<u>Balance</u>
1.315	1,66%	¢ <u><u>47.849.376.773</u></u>

As of March 31, 2020, the average annual interest rate earned on loans is 9,69% in colones and 7.51% in US dollars.

d) Interest receivable on loan portfolio

Interest receivable by economic sector are detailed as follows:

	<u>March</u>
	<u>2020</u>
Loans - Personal	¢ 9.708.557.583
Loans Development Banking System	204.415.998
Loans - Business	1.465.626.676
Loans - Corporate	8.629.792.705
Loans – Public Sector	823.725.690
Loans – Financial Sector	<u>662.303.852</u>
	¢ <u><u>21.494.422.504</u></u>

Interest receivable by aging are detailed as follows:

	<u>March</u>
	<u>2020</u>
Current loans	¢ 12.032.402.898
Past due loans	7.012.599.041
Loans in legal collections	<u>2.449.420.565</u>
	¢ <u><u>21.494.422.504</u></u>

(Continue)

BANCO DE COSTA RICA

Notes to the separate Financial Statements

March 31, 2020

e) Allowance for loan impairment

Movement in the allowance for loan impairment is as follows:

2020 opening balance	¢ 86.096.482.964
Plus:	
Allowance charged to profit or loss (see note 25)	6.644.826.824
Movement of balances	285.590.362
Adjustment for foreign exchange differences	1.004.343.100
Less:	
Reversal of allowance against income (see note 26)	<u>(3.605.095.923)</u>
Balance as of March 31, 2020	¢ <u>90.426.147.327</u>

f) Syndicated loans

As of March 31, 2020, the Bank's syndicated loan portfolio is as follows:

	<u>Number of Operations</u>	<u>Syndicated balance other</u>	<u>Syndicated balance BCR</u>	<u>Total balance</u>
Banco Internacional de Costa Rica, S.A.	3	¢ 7.285.453.363	12.564.160.505	19.849.613.868
	<u>3</u>	¢ <u>7.285.453.363</u>	<u>12.564.160.505</u>	<u>19.849.613.868</u>

These operations did not generate revenue for the Bank for the administration of syndicated loans.

(Continue)

BANCO DE COSTA RICA

Notes to the separate Financial Statements

March 31, 2020

(7) Realizable assets, net

Realizable assets are presented net of the allowance for impairment and per legal requirement, as follows:

		March 2020
Real estate	¢	138.265.601.513
Other adquired assets		1.853.764.384
Purchased for sale		458.856.192
Idle property and equipment		<u>3.426.490.925</u>
		144.004.713.014
Allowance for impairment and legal requirement		<u>(102.492.019.953)</u>
	¢	<u>41.512.693.061</u>

The movement of realized assets is as follows:

		March 2020
At the beginning of the year	¢	134.898.824.316
Increase for fore closed assets		13.883.635.794
Transfer of property, furniture and equipment out of use		23.502.512
Increase in acquired-for-sale assets		604.056.296
Sale of assets		(5.395.614.460)
Withdrawal of roperty, furniture and equipment out of use		<u>(9.691.444)</u>
Balance at the end of the period	¢	<u>144.004.713.014</u>

(Continue)

BANCO DE COSTA RICA

Notes to the separate Financial Statements

March 31, 2020

The movement of the allowance of realized assets is as follows:

	March 2020
Opening balance	¢ 96.791.602.487
Increases	10.076.956.519
Reversals	(4.366.848.163)
Adjutment of the allowance for appraisal of assets	(9.690.890)
Closing balance	¢ 102.492.019.953

(8) Interest in other companies' capital

Interest in other companies' capital is detailed as follows:

	March 2020
<u>Local entities:</u>	
BCR Valores, S.A. (stock exchange)	¢ 24.495.120.391
BCR Sociedad Administradora de Fondos de Inversión, S.A. (investment fund manager)	11.358.493.221
BCR Pensión, Operadora de Planes de Pensiones Complementarias, S.A. (pension fund operator)	6.321.471.840
BCR Corredora de Seguros, S.A. (insurance broker)	11.687.219.951
Banprocesa, S.R.L.	340.098.252
Depósito Agrícola de Cartago S.A.	937.162.315
Interest in Bancrédito Agencia de Seguros S.A.	1.008.801.801
	56.148.367.771
<u>Foreing entities:</u>	
Banco Internacional de Costa Rica, S.A. and subsidiary	71.563.684.153
	¢ 127.712.051.924

(Continue)

BANCO DE COSTA RICA

Notes to the separate Financial Statements

March 31, 2020

Banco Internacional de Costa Rica, S.A. and subsidiary (BICSA) was organized as a bank under the laws of the Republic of Panamá in 1976. It operates under a general license granted by the Superintendence of Banks of Panama to engage in banking transactions in Panama or abroad. BICSA is located in the city of Panama, Republic of Panama, BICSA Financial Center, 50 floor, Avenida Balboa and Calle Aquilino de la Guardia.

The Bank owns a 51 % ownership interest in BICSA (domiciled in Panamá). As of March, 31, 2020 that ownership interest is represented by 6.772.137 ordinary shares of US\$10 par value each. Banco Nacional de Costa Rica owns the remaining 49% of shares.

The Bank follows the policy of adjusting the value of its investment in BICSA by the equity method. In applying this policy, the Bank considers the entity's results of operations, as well as the variation in equity (in colones) arising from adjustments to equity by applying the year-end exchange rate with respect to the U.S. dollar, in addition to changes resulting from revaluations. Such variation results from the fact that BICSA's accounting records are kept in U.S. dollars.

The Bank's income statement as of March 31, 2020, includes ¢604.174.406, correspondiente a for BICSA's result of operations.

The Bank's statement of changes in equity for the period ended March 31, 2020, includes a decrease in equity for ¢2.145.824.779, corresponding to changes arising from translation of BICSA's financial statements.

(Continue)

BANCO DE COSTA RICA

Notes to the separate Financial Statements

March 31, 2020

(9) Property, furniture, and equipment

As of March 31, 2020, property, furniture and equipment are detailed as follows:

<u>Cost:</u>	<u>Land</u>	<u>Building</u>	<u>Furniture and equipment</u>	<u>Computer hardware</u>	<u>Vehicles</u>	<u>Finance leases</u>	<u>Total</u>
Balance at December, 31, 2019	¢ 34.441.191.347	70.190.737.721	35.605.059.007	43.026.103.436	5.077.339.307	0	188.340.430.818
Additions	135.249.030	61.019.180	43.622.859	868.310.880	0	36.574.406.412	37.682.608.361
Withdrawals	0	0	(272.555.146)	(124.057.355)	0	(1.875.195.241)	(2.271.807.742)
Transfers	0	0	(764.848.127)	(1.140.567)	(37.010.499)	(7.085.899.197)	(7.888.898.390)
Balance at March, 31, 2020	<u>34.576.440.377</u>	<u>70.251.756.901</u>	<u>34.611.278.593</u>	<u>43.769.216.394</u>	<u>5.040.328.808</u>	<u>27.613.311.974</u>	<u>215.862.333.047</u>
<u>Accumulated depreciation and impairment:</u>							
Balance at December, 31, 2019	0	22.439.602.647	22.177.690.125	27.655.235.295	3.568.963.239	0	75.841.491.306
Depreciation expense	0	444.076.674	559.128.492	1.193.979.994	65.727.965	594.582.631	2.857.495.756
Withdrawals	0	0	(953.096.321)	(123.766.071)	0	(15.626.627)	(1.092.489.019)
Transfers	0	0	(66.254.754)	(1.140.564)	0	(118.098.320)	(185.493.638)
Revaluation reversal	0	0	0	0	(37.010.501)	0	(37.010.501)
Balance at March, 31, 2020	¢ <u>0</u>	<u>22.883.679.321</u>	<u>21.717.467.542</u>	<u>28.724.308.654</u>	<u>3.597.680.703</u>	<u>460.857.684</u>	<u>77.383.993.904</u>
Balances, net:							
March, 31, 2020	¢ <u><u>34.576.440.377</u></u>	<u><u>47.368.077.580</u></u>	<u><u>12.893.811.051</u></u>	<u><u>15.044.907.740</u></u>	<u><u>1.442.648.105</u></u>	<u><u>27.152.454.290</u></u>	<u><u>138.478.339.143</u></u>

(Continue)

BANCO DE COSTA RICA

Notes to the separate Financial Statements

March 31, 2020

(10) Other assets

(a) Other deferred charges

Other deferred charges are detailed as follows:

	March 2020
Improvements in property in operating lease	¢ 902.442.029
Pre-issuance costs of financial Instruments	741.242.228
Other deferred charges	6.371.611.338
	¢ 8.015.295.595

(b) Intangible assets

Net intangible assets correspond to computer systems. These assets are detailed as follows:

	March 2020
<i>Cost:</i>	
Balance as of December, 31, 2019	¢ 39.568.772.259
Additions to computer systems	765.503.156
Transfers balances	(606.078.994)
Withdrawals	(288.841.519)
Balance as of March, 31, 2020	39.439.354.902
<i>Accumulated amortization and impairment:</i>	
Balance as of December, 31, 2019	30.565.567.291
Expense for amortization of computer systems	925.942.783
Transfers balances	(9.479.014)
Withdrawals	(606.926.871)
Balance as of March, 31, 2020	30.875.104.189
<i>Balances, net:</i>	
Balance as of March, 31, 2020	¢ 8.564.250.713

(Continue)

BANCO DE COSTA RICA

Notes to the separate Financial Statements

March 31, 2020

(c) Others assets

Other assets are detailed as follows:

	March 2020
Prepaid taxes	819.314.106
Prepaid leases	78.393
Prepaid insurance policy	609.915.324
Prepaid expenses	1.429.307.823
Stationery, supplies and other materials	128.879.984
Library and Works of art	2.057.391
Construction in process	8.086.236.903
Amortized applications in development	3.349.248.849
Rights in social and union institutions	36.633.800
Other sundry assets	2.297.253.131
Sundry assets	13.900.310.058
Missing cash	84.103.228
Transactions to be settled	35.582.275.491
Other charge pending operations	35.666.378.719
Deposits in guarantee	211.366.928
Restricted assets	211.366.928
	51.207.363.528

(Continue)

BANCO DE COSTA RICA

Notes to the separate Financial Statements

March 31, 2020

(11) Demand obligations with the public

Demand obligations with the public are as follows:

	March 2020
Checking accounts	1.408.560.578.846
Certification checks	161.724.200
Demand saving deposits	692.977.641.398
Matured term deposits	3.991.903.227
Other demands obligations with the public	5.185.576.200
	2.110.877.423.871

(12) Term and demand obligations with the public and entities

Term and demand obligations with the public and entities per number of customers and accumulated amount are detailed as follows:

	March 2020
	Demand
Deposits from the public	2.105.691.847.671
Other obligations with the public	5.185.576.200
	2.110.877.423.871
State-owned entities	9.771.764.215
Other banks	6.339.597.256
Other financial entities	18.953.017.390
	35.064.378.861
	2.145.941.802.732

	March 2020
	Term
Deposits from the public	1.523.337.675.801
	1.523.337.675.801
State-owned entities	65.355.059.557
Other banks	4.611.488.791
Other financial entities	346.677.906.793
	416.644.455.141
	1.939.982.130.942

(Continue)

BANCO DE COSTA RICA

Notes to the separate Financial Statements

March 31, 2020

As of March 31, 2020, demand deposits with the public include court-ordered deposits for ¢216.008.223.277, which are restricted because of their nature.

As of March 31, 2020, the Bank has a total of 1.926.977 customers with demand deposits and term deposits 36.780.

(13) Repurchase agreements

The Bank raises funds through the sale of financial instruments under agreements in which the Bank undertakes to repurchase them at future dates and at a predetermined price and yield.

As of March 31, 2020, the Bank does not hold repurchase agreements.

(14) Obligations with entities and the Central Bank of Costa Rica

Obligations with entities and with the Central Bank of Costa Rica are detailed as follows:

	March 2020
Checking accounts of local entities	¢ 25.931.377.238
Overdrafts on demand checking accounts in foreign financial entities	7.516.235.025
Demand liabilities per statutory legal mandate	1.616.766.598
Term deposits from local financial entities	85.585.573.838
Loans from foreign financial entities	149.520.216.183
Obligations for the right of use - leased assets	34.441.648.567
Obligations with resources from the Development Credit Fund (FCD)	<u>147.097.016.553</u>
Charges payable for obligations with financial and non-financial entities	<u>2.379.797.694</u>
	¢ <u><u>454.088.631.696</u></u>

(Continue)

BANCO DE COSTA RICA

Notes to the separate Financial Statements

March 31, 2020

The maturities of the term obligations with entities are from April 1, 2020 to March 31, 2021.

Annual interest rates for the new obligations with entities are as follows:

	March 2020
Colones	0,2657% to 2,75000%
US Dollars	0,4997% to 3,1918%

As of March 31, 2020, there are no term obligations with foreign financial entities for the international issuance.

(a) Maturities of loans payable

As of March 31, 2020, the maturities of loans payable are detailed as follows:

	Banco Central de Costa Rica	Local financial entities	Foreign financial entities	International Organizations	Total
Less than one year ¢	0	0	0	41.115.900.000	41.115.900.000
Between one and two years	0	0	51.394.875.000	57.009.441.183	108.404.316.183
¢	0	0	51.394.875.000	98.125.341.183	149.520.216.183

As of March 31, 2020, the Bank has the following obligations from financial leases:

	Fee	Interest	Maintenance	Amortization
Less than one year ¢	7.820.811.334	2.090.148.323	0	5.730.663.011
Between one and five years	38.286.869.752	9.575.884.196	0	28.710.985.556
¢	46.107.681.086	11.666.032.519	0	34.441.648.567

(15) Income tax

Pursuant to the Costa Rican Income Tax Law, the Bank and its subsidiaries are required to file income tax returns for the twelve months period ending December 31 of each year.

(Continue)

BANCO DE COSTA RICA

Notes to the separate Financial Statements

March 31, 2020

As of March 31, 2020, the balance of income tax payable amounts to ¢2.808.800.025 (See note 17) and the income tax advance payments amounted to ¢819.314.106, recorded as other assets.

The income tax expenses are detailed below:

		March 2020
Current tax	¢	5.265.791.778
Income tax adjustment for the previous period		<u>(2.456.991.753)</u>
		2.808.800.025
Decrease in deferred income tax		<u>(38.106.911)</u>
Deferred income tax	¢	<u><u>2.770.693.114</u></u>
		March 2020
Realization of deferred income tax	¢	<u><u>38.106.911</u></u>

A deferred tax liability represents a taxable temporary difference and a deferred tax asset represents a deductible temporary difference.

As of March, 31, 2020, deferred tax assets and liabilities are attributed to the following:

		<u>Assets</u>	<u>Liabilities</u>	<u>Net</u>
Valuation of investments	¢	790.914.886	(2.789.059.904)	(1.998.145.018)
Revaluation of buildings		<u>0</u>	<u>(5.238.973.205)</u>	<u>(5.238.973.205)</u>
Total	¢	<u>790.914.886</u>	<u>(8.028.033.109)</u>	<u>(7.237.118.223)</u>

(Continue)

BANCO DE COSTA RICA

Notes to the separate Financial Statements

March 31, 2020

Movement of temporary differences is as follows:

As of March, 31, 2020:

	December, 31, 2019	Income statement	Equity	March, 31, 2020
Liabilities account				
Valuation of investments	¢ (3.834.489.662)	0	1.045.429.758	(2.789.059.904)
Revaluation of buildings	(5.277.080.116)	38.106.911	0	(5.238.973.205)
Assets accounts				
Valuation of investments	<u>981.374.269</u>	<u>0</u>	<u>(190.459.383)</u>	<u>790.914.886</u>
Total	¢ <u>(8.130.195.509)</u>	<u>38.106.911</u>	<u>854.970.375</u>	<u>(7.237.118.223)</u>

The tax receivable balance originated by an excess of advanced payments for the returns on investments of the Development Credit Fund which are exempt from the obligation and for income tax advances, are detailed as follows:

	March 2020
Income tax receivable	¢ 85.703.732
Supported value added tax	¢ <u>624.258.423</u>
	<u>709.962.155</u>

IFRIC-23 "Uncertainty over income tax treatments" introduces the concept of uncertain tax treatment, which starts after the tax administration begins a process of transferring charges, from which on the entity is already facing an uncertain tax treatment since the tax authority has already indicated that it does not accept the treatment provided, and therefore it is in dispute. In such case what proceeds is to reflect the uncertainty according to the method that better predict its resolution and by recording the corresponding provision. The data of the provision made is detailed:

	March 2020
Banco de Costa Rica	¢ <u>35.072.116.918</u>
	¢ <u>35.072.116.918</u>

(Continue)

BANCO DE COSTA RICA

Notes to the separate Financial Statements

March 31, 2020

(16) Provisions

The movement in provisions is detailed as follows:

		<u>Severance benefits</u>	<u>Litigations</u>	<u>Others</u>	<u>Total</u>
Balance at December 31, 2019	¢	8.995.447.418	16.284.350.888	35.072.116.918	60.351.915.224
Increase in provision		0	191.258.788	40.527.785	231.786.573
Use of provision		(587.486)	(1.915.575.047)	0	(1.916.162.533)
Adjustment for foreign exchange		0	25.382.980	0	25.382.980
Reversal of provision		0	(1.538.217.686)	0	(1.538.217.686)
Balance at March 31, 2020	¢	<u>8.994.859.932</u>	<u>13.047.199.923</u>	<u>35.112.644.703</u>	<u>57.154.704.558</u>

(Continue)

BANCO DE COSTA RICA

Notes to the separate Financial Statements

March 31, 2020

As of March 31, 2020, the Bank is a defendant in litigation, for which the following provisions have been established:

- Ordinary suits filed against the Bank have been estimated at ₡26.184.572.157 and US\$57.148.922, for which the Bank has provisioned ₡2.186.722.855 and US\$1.492.115, respectively.
- The criminal lawsuits against the Bank have been estimated in ₡1.794.475.429 and US\$10.077, for which the Bank has recorded a provision in the amount of ₡89.000.000.
- Labor suits are difficult to estimate due to their nature. However, they have been estimated at ₡4.526.028.717 and US\$825.000, for which the Bank has provisioned ₡2.189.088.487, corresponding to cases where a provisional judgment has been handed down.
- There are administrative proceedings at different stages, it has been estimated in ₡7.176.849.269 and US\$36.257, for which the Bank has provisioned ₡7.171.855.752 and US\$34.057, respectively.
- In compliance with Law 9605 “Merger by absorption of Banco Crédito Agrícola de Cartago and Banco de Costa Rica” the amount of ₡514.105.087 was transferred for pending proceedings.

(Continue)

BANCO DE COSTA RICA

Notes to the separate Financial Statements

March 31, 2020

(17) Other miscellaneous accounts payable

Other miscellaneous accounts payable are detailed as follows:

	March
	2020
	<hr/>
Fees payable	¢ 1.848.114
Current income tax (see note 15)	2.808.800.025
Income tax on Development units	332.555.986
Value added tax payable	128.196.260
Employer contributions	1.305.476.075
Withholdings by legal order	893.197.989
Tax withholdings	2.792.446.985
Employer withholdings	700.479.827
Other third-party withholdings	19.004.363.681
Compensations and salaries payable	1.992.209.931
Distributions payable on results of the period (see note 30)	3.247.162.455
Accrued vacation payable	5.457.368.518
Accrued statutory Christmas bonus payable	1.681.525.621
Contributions to Superintendences' budgets	37.258.203
Commissions payable for insurance placement	46.819.236
Commissions payable related parties	377.872.104
Sundry creditors	21.800.103.058
	<hr/>
	¢ <u>62.607.684.068</u>

(Continue)

BANCO DE COSTA RICA

Notes to the separate Financial Statements

March 31, 2020

(18) Equity

a) Capital Stock

The Bank's capital stock is as follows:

	March 2020
Capital under Law No. 1644	¢ 30.000.000
Bank capitalization bonds	1.288.059.486
Capital increase per Law No. 7107	118.737.742.219
Capital increase per Law No. 8703	27.619.000.002
Capital increase per Law No. 9605	18.907.432.694
Increase for revaluation of assets	14.130.125.230
Other	697.630.970
	<u>¢ 181.409.990.601</u>

On December 23, 2008, the Executive Branch of the Costa Rican Government authorized a capital contribution funded under Law No. 8703 "Amendment to the Law on Ordinary and Extraordinary Budget of the Republic for Tax Year 2008 (Law No. 8627)." Such law grants funds to capitalize three State-owned banks, including Banco de Costa Rica, in order to stimulate productive sectors and particularly small and medium-sized enterprises. For such purposes, the Bank received four securities for a total of US\$50.000.000 equivalent to ¢28.120.000.000.

As of March 31, 2020, the amount for the constitution of the Development Financing Fund's equity is ¢33.309.728.460.

b) Surplus from revaluation of property and equipment

Corresponding to the increase in fair value of property owned by the Bank, as of March 31, 2020, revaluation surplus amounts to ¢37.774.830.067.

c) Adjustments for revaluation of available-for-sale investments

They include variations in the fair value of available-for-sale investments.

As of March 31, 2020, the balance of the adjustment for valuation of available-for-sale investments corresponds to unrealized net losses in the amount of ¢7.952.290.306.

(Continue)

BANCO DE COSTA RICA

Notes to the separate Financial Statements

March 31, 2020

d) Adjustments for valuations of interest in other companies

This mainly corresponds to foreign exchange differences arising from translation of BICSA's financial statements and the unrealized gain or loss on valuation of investments in subsidiaries.

As of March 31, 2020, changes in equity include foreign exchange differences corresponding to investments in other companies in the amount of ¢8.383.673.063.

Regulatory capital

As of March 31, 2020, the primary and secondary capital of the Bank is detailed as follows:

	March 2020
<u>Primary Capital</u>	
Ordinary paid capital	¢ 181.409.990.601
Legal reserve	283.820.516.011
	<u>465.230.506.612</u>
<u>Secondary Capital</u>	
Adjustment for valuation of property	28.331.122.550
Adjustment for valuation of available for-sale investments	(2.458.552)
Adjustment for valuation of investments in other companies	8.383.673.063
Retained earnings from previous periods	13.464.953.148
Results of the period	6.992.246.630
Development Financing Fund	33.309.728.460
	<u>90.479.265.299</u>
<u>Deductions</u>	
Participation in other companies	<u>(127.712.051.924)</u>
Total regulatory capital	¢ <u>427.997.719.987</u>

(Continue)

BANCO DE COSTA RICA

Notes to the separate Financial Statements

March 31, 2020

(19) Contingent accounts

The Bank has off-balance sheet commitments and contingencies that arise in the normal course of business and involve elements of credit and liquidity risk.

Off-balance financial instruments with risk are as follows:

		March 2020
Guarantees:		
Performance bonds	¢	101.334.955.756
Bid bonds		11.257.338.945
Issued but unused letters of credit		6.413.135.498
Preapproved lines of credit		112.975.549.245
Other contingencies		61.228.188.227
Credits pending disbursement		1.465.633.476
	¢	294.674.801.147

Off-balance financial instruments with risk by type of deposit are as follows:

		March 2020
With previous deposit	¢	11.817.972.891
Without previous deposit		221.628.640.029
Pending litigation and claims		61.228.188.227
Total deposits	¢	294.674.801.147

These commitments and contingent liabilities expose the Bank to credit risk since commissions and losses are recognized in the financial statements until the obligations are fulfilled or expire.

(Continue)

BANCO DE COSTA RICA

Notes to the separate Financial Statements

March 31, 2020

As of March 31, 2020, letters of credit are backed up by 100% of the stand-by balance or by lines of credit.

As of March 31, 2020, floating guarantees in custody are of ¢285.460.968.205.

Other contingencies:

As of March 31, 2020, the Bank's Legal Division reported the following contingencies and commitments:

- Administrative suits against the Bank estimated at ¢23.997.849.302 and US\$55.656.807. In addition, other contentious processes are filed for preliminary injunction with no estimate.
- Ordinary labor suits estimated at ¢2.330.007.498 and US\$825.000.
- Criminal proceedings in which the Bank is a third-party defendant estimated at ¢1.705.475.429 and US\$10.077.
- Administrative proceedings against the Bank have been estimated in the amount of ¢4.993.517 and US\$2.200.

(20) Trusts

The Bank provides trust services, whereby it manages assets at the direction of the customer. The Bank receives a fee for providing those services. The underlying assets and liabilities are not recognized in the Bank's separate financial statements. The Bank is not exposed to any credit risk and it does not guarantee these assets or liabilities.

The types of trusts managed by the Bank are as follows:

- Management and investment trusts
- Management trusts with a testamentary clause
- Guarantee trusts
- Housing trusts
- Management and investment public trusts.

(Continue)

BANCO DE COSTA RICA

Notes to the separate Financial Statements

March 31, 2020

The assets in which capital trust is invested are detailed as follows:

	March
	2020
Cash and due from banks	87.909.213.820
Investment	96.299.333.280
Loan portfolio	12.750.393.846
Allowance for loan losses	(9.638.638.972)
Foreclosed assets	21.861.086.841
Investment in other companies	32.581.522.651
Other receivables	77.685.623.422
Property and equipment	306.866.665.127
Other assets	356.703.698.168
	983.018.898.183

(21) Other debit memoranda accounts

	March
	2020
Guarantees received and held in custody	4.292.797.647
Guarantees received and held by third parties	3.191.361.887
Unused authorized lines of credit	294.148.586.631
Write-offs	204.091.399.855
Suspense interest receivable	17.939.811.969
Other memoranda accounts	12.878.314.263.946
Assets and securities held in custody for third parties	92.141.063.071
Trading securities received as Guarantee (Guarantee Trust)	39.923.741.077
Own trading securities	443.143.721.788
Cash and accounts receivable custodial activities	195.239.597.945
Third party trading securities received as guarantee (Guarantee Trust)	62.581.131.894
Third parties trading securities	5.070.907.886.198
	19.305.915.363.908

(Continue)

BANCO DE COSTA RICA

Notes to the separate Financial Statements

March 31, 2020

(22) Finance income on financial instruments

Finance income on financial instruments is as follows:

	March 2020
	<hr/>
Interest for investment in held-for-trading financial instruments	286.079.571
Interest for investment in available-for-sale financial instruments	¢ 13.208.859.654
	¢ <u>13.494.939.225</u>

(23) Finance income on credit portfolio

Finance income on credit portfolio is as follows:

	March 2020
	<hr/>
Current loans	
Loans - Personal	¢ 29.865.751.249
Loans - Development Financing Fund	669.010.100
Loans - Business	2.111.554.695
Loans – Corporate	23.370.380.743
Loans – Public Sector	2.242.451.679
Loans – Financial Sector	3.888.486.833
	<hr/> 62.147.635.299
Past due loans and loans in legal collection	
Past due loans – Personal	244.248.695
Past due loans - Development Financing Fund	13.943.116
Past due loans - Business	484.563.029
Past due loans – Corporate	573.032.826
Loans in legal collection	1.444.622.830
	<hr/> 2.760.410.496
Amortization of the net commission of the direct incremental costs associated to loans	926.958.663
Interest for accounts receivable associated to credit portfolio, and other financial interest, other concepts not included in the previous subaccounts and analytical accounts	223.151.725
	¢ <u>66.058.156.183</u>

(Continue)

BANCO DE COSTA RICA

Notes to the separate Financial Statements

March 31, 2020

(24) Expenses for obligations with the public

Finance expense for obligations with the public is as follows:

	March 2020
Demand deposits	¢ 9.018.026.508
Term deposits	26.201.558.497
	¢ 35.219.585.005

25) Expenses for allowance for impairment of investments in financial instruments and allowance for loan losses

Expenses for allowance for impairment of investments in financial instruments and allowance for loan losses are as follows:

	March 2020
Allowance for loan losses (see note 6-e)	¢ 6.473.129.616
Allowance for other doubtful receivables	952.419.548
Allowance for stand-by credit losses	30.753.892
Expenses generic estimation and against cyclic for loan (see note 6-e)	171.697.208
Expenses generic estimation and against cyclic for contingent credit portfolio	82
Expenses for allowance for impairment of securities at fair value through other comprehensive income	2.685.981.370
	¢ 10.313.981.716

(Continue)

BANCO DE COSTA RICA

Notes to the separate Financial Statements

March 31, 2020

26) Income from recovery of financial assets and decreases in allowances

As of December 31, income from recovery of financial assets and decreases in allowances is as follows:

	March 2020
Recovery of loan write-offs	¢ 2.797.700.435
Decrease in allowance for loan losses (see note 6-e)	3.075.533.780
Decrease in allowance for other doubtful receivables	685.780.610
Decrease in allowance for stand-by credit losses	44.335.220
Decrease in generic estimation and against cyclic for loan (see note 6-e)	529.562.143
Decrease in generic estimation and against cyclic for contingent loans	42.085.728
Decrease in allowance for uncollectibility of investments securities	303.904.004
	¢ <u><u>7.478.901.920</u></u>

27) Income from service fees and commissions

Income from service fees and commissions is as follows:

	March 2020
Drafts and transfers	¢ 526.823.456
Foreign trade	160.125.449
Certified checks	577.283
Trust management	1.082.785.697
Custodial services	88.518.857
Banking mandates	127.772.921
Credit cards	11.735.865.705
Authorized custodial services for securities	154.329.341
Commissions for transactions with related parties	4.794.955
Other commissions	8.360.950.802
	¢ <u><u>22.242.544.466</u></u>

(Continue)

BANCO DE COSTA RICA

Notes to the separate Financial Statements

March 31, 2020

28) Income from interest in other companies

Income from interest in other companies is detailed as follows:

	March 2020
<u>Local entities</u>	
Interest in BCR Valores. S.A.- Puesto de Bolsa	¢ 883.236.467
Interest in BCR Sociedad Administradora de Fondos de Inversión. S.A.	669.626.479
Interest in BCR Pensión, Operadora de Planes de Pensiones Complementarias, S.A.	203.957.828
Interest in BCR Corredora de Seguros, S.A.	903.669.169
Interest in Depósito Agrícola de Cartago S.A.	8.182.631
Interest in Bancrédito Agencia de Seguros S.A.	1.818.043
<u>Entities abroad:</u>	
Banco Internacional de Costa Rica. S.A. and Subsidiaries	604.174.406
	¢ <u><u>3.274.665.023</u></u>

(Continue)

BANCO DE COSTA RICA

Notes to the separate Financial Statements

March 31, 2020

29) Administrative expenses

As of December 31, administrative expenses are as follows:

	March 2019
Salaries and bonuses, permanent staff	¢ 12.840.322.194
Salaries and bonuses. contractors	533.608.785
Compensation for directors and statutory examiners	24.369.362
Overtime	199.764.324
Per diem	89.254.346
Statutory Christmas bonus	1.144.230.537
Vacation	1.068.380.094
Other compensation	157.071.135
Severance	634.662.125
Employer social security taxes	4.514.818.007
Refreshments	23.045.159
Uniforms	887.929
Training	35.910.338
Employee insurance	40.324.520
Assets for personal use	190.030
“Back-to-school” bonus	1.804.141.278
Compulsory retirement savings account	412.533.991
Outsourcing	151.872.852
Expenses for external services	3.049.995.946
Transportation and communications	1.328.120.042
Property insurance	781.845
Property maintenance and repairs	707.326.014
Public utilities	725.267.504
Leasing of property	594.582.631
Leasing of furniture and equipment	51.741.686
Depreciation of property and equipment	2.197.185.160
Amortization of leasehold property	99.944.370
Other infrastructure. expenses	1.258.914.863
Overhead	3.743.594.321
	¢ <u>37.432.841.388</u>

(Continue)

BANCO DE COSTA RICA

Notes to the separate Financial Statements

March 31, 2020

30) Statutory allocations of earnings

Statutory allocations of earnings are as follows:

	March 2020
Allocation for CONAPE	¢ 614.615.901
Allocation or Instituto Nacional de Fomento Cooperativo	419.929.310
Allocation for the National Emergencies Commission	368.769.541
Allocation for Régimen de Invalidéz, Vejez y Muerte	1.843.847.703
	¢ <u>3.247.162.455</u>

As of March 31, 2020, there are no decreases in legal allocations of the period's income.

31) Components of others comprehensive income

As of December 31, the components of other comprehensive income are as follows:

	March 2020		
	Amount before income tax	Profit (expense)	Net taxes
Adjustment for valuation of available-for sale investments	(298.070.528)	854.970.375	556.899.847
Exchange differences for conversation of financial statements. foreign entities	2.145.824.779	0	2.145.824.779
Changes in equity from foreign subsidiaries	(3.820.882)	0	(3.820.882)
Change in equity of subsidiaries from unrealized gain	171.367.341	0	171.367.341
	¢ <u>2.015.300.710</u>	<u>854.970.375</u>	<u>2.870.271.085</u>

(Continue)

BANCO DE COSTA RICA

Notes to the separate Financial Statements

March 31, 2020

32) Operating leases

The Bank as tenant

Non-cancellable operating leases are payable as follows:

		March 2020
Less than one year	¢	456.803.400
Between one and five years		456.803.400
	¢	913.606.800

33) Fair value

Fair values of financial instruments are as follows:

		March 2020	
		Carrying amount	Fair value
Cash and due from banks	¢	726.784.445.668	726.784.445.669
Investment		910.365.021.894	901.108.371.162
Loan portfolio		2.890.885.513.135	2.756.213.660.190
		4.528.034.980.697	4.384.106.477.021
Demand deposits		2.129.743.701.784	2.129.743.701.784
Term deposits		1.523.337.675.801	1.503.715.001.738
Financial obligations		454.088.631.697	459.000.969.495
	¢	4.107.170.009.282	4.092.459.673.017

Where practicable, the following assumptions were used by management to estimate the fair value of each class of financial instrument both on and off the balance sheet:

- (a) Cash and cash equivalents, accrued interest receivable, other receivables, demand deposits and customer savings deposits, accrued interest payable, and other liabilities.

The carrying amounts approximate fair value because of the short maturity of these instruments.

(Continue)

BANCO DE COSTA RICA

Notes to the separate Financial Statements

March 31, 2020

(b) Investments in financial instruments

The fair value of available-for-sale financial instruments is based on quoted market prices or prices quoted by brokers.

(c) Securities sold under repurchase agreements

The carrying amount of funds owed under repurchase agreements maturing in one year or less approximates their fair value because of the short maturity of these instruments.

(d) Loan portfolio

Management determined the fair value of the loan portfolio by the discounted cash flow method.

(e) Deposits and loans payable

Management determined the fair value of deposits and loans payable by the discounted cash flow method.

Fair value estimates are made at a specific date, based on relevant market information and information concerning the financial instruments. These estimates do not reflect any premium or discount that could result from offering for sale a particular financial instrument at a given date. These estimates are subjective in nature and involve uncertainties and matters of significant judgment and, therefore, cannot be determined with precision. Estimates could vary significantly if changes are made to those assumptions.

34) Risk Management

Comprehensive Risk Management

Sophistication and uncertainty of financial markets involve managing risks that may impair the value of entities and of third-party resources it manages. Given this reality, the Bank implemented a System of Comprehensive Risk management (hereinafter Sigir or Sytem), enabling it to achieve a proper balance between the expected benefits of the business strategy and the acceptance of a certain level of risk, through an effective risk-based management.

(Continue)

BANCO DE COSTA RICA

Notes to the separate Financial Statements

March 31, 2020

Corporate governance of the risk management area

Boards of Directors, committees and senior managers of member institutions of the Financial Conglomerate strengthen and ensure the above mentioned Sigir, aware of its contribution to the improvement of institutional processes, and hence to the achievement of objectives and goals.

Corporate risk management is led by the Risk Management and Control Area, Regulations with dependence on the General Board of Directors, and which has various administrative units responsible for the specific and comprehensive management of relevant risk to which the entity is exposed while in the subsidiaries there are risk managing areas responsible for this work.

Objective of the Comprehensive Risk Management System

The System aims to generate information that will support the decision making to locate the Financial Conglomerate at a risk level consistent with its profile and risk appetite as well as its business flows, complexity, operations volume and economic environment, and thus lead to the achievement of institutional objectives and goals.

General Risk Principles and Policies

The Conglomerate has policies, strategies and other corporate regulations for an effective comprehensive risk management, as follows:

- A robust regulatory framework to provide legal, technical and administrative certainty for the functioning, evaluation and improvement of the Sigir.
- Strategies that seek to strengthen the system's maturity level.
- The risk management culture is promoted at all levels of the organization, thereby raising awareness of the importance of effective risk-based management.
- Methodologies and measurement models are available for the valuation of the different types of risk, which are periodically subjected to retrospective and stress tests, to adjust the variables and factors that influence the exposure to risks.
- Updated tools and systems are available to meet the needs of managing each type of risk.

(Continue)

BANCO DE COSTA RICA

Notes to the separate Financial Statements

March 31, 2020

- Risk and contingency management plans are in place to deal with situations that prevent the fulfillment of the stated objectives, as well as for materialized events whose consequences may generate negative impacts on the entities.

Classification of significant risks

The relevant risks to the Bank are classified as follows:

Financial

Credit

- Loan portfolio
- Investment portfolio (counterparty)

Market

- Liquidity
- Exchange rates
- Interest rates
- Prices

Operational

- Operating
- Legal
- Technological

Other

- Strategic
- Reputational
- Trust management
- Securitization management
- Conglomerate (intragroup)
- Money laundering and terrorism financing

Risk profile and limit structure

The members of the Conglomerate define a risk profile for each entity, which is approved by the corresponding Board of Directors, and according to which, parameters of acceptability, appetite, tolerance limits and risk indicators defining the exposure levels to assume, are established, thereby generating alerts to deviations from normal behavior, enabling timely decision making.

(Continue)

BANCO DE COSTA RICA

Notes to the separate Financial Statements

March 31, 2020

Process of comprehensive risk management

The process in risk assessments includes identification, analysis, evaluation, management, review, documentation and risk communication.

Types of risk assessments

The process in risk assessments includes qualitative and quantitative assessments. The first correspond to specific analysis of the objectives of activities and substantial processes of the Conglomerate. The second refers to global analysis with quantitative risk measurements using mathematical and statistical methods and models.

In addition, during the period under study, the management generated reports about risk on new services and products or modification to existing ones, which are issued prior to its release to the market or the contracting of services.

Risk control framework

Risk Control arises as result of the operation of the Internal Control System established in each of the BCR Financial Conglomerate members, incorporating flow of processes and internal control activities to minimize risk exposure.

The established risk assessments generate various alerts, recommendations and risk management plans, contributing to its overall and specific mitigation. In addition, there are contingency plans for unexpected events that may affect compliance with the risk tolerance limits, supporting the sustainability, solvency and value of the conglomerates members.

In addition, there is a continuous monitoring of tolerance limits and risk indicators, in order to reflect the degree of exposure in which each of its relevant risk types is found. Contingency plans are available to deal with unexpected events that affect compliance.

Mitigation coverage

In accordance with the regulations, estimates and provisions are maintained. Implemented risk assessment models seek to establish additional capital requirements to cover non-expected losses. Likewise, BCR net worth equity indicator is evaluated to analyze its ability to respond to different types of risk, which, during the period under study, was higher than the 10% limit established by the General Superintendence of Financial Institutions.

(Continue)

BANCO DE COSTA RICA

Notes to the separate Financial Statements

March 31, 2020

Evaluation of the effectiveness and maturity of the System

Risk managing areas apply critical judgment on the effectiveness and maturity of the Sigir using self-assessment tools for continuous improvement. Annually, a Model of Corporate Maturity is applied to evaluate the progress in management by type of risk. The results of this assessment are used to define strategies and work plans.

Information generated by the Comprehensive Risk Management System

During the period under analysis, the system generated timely and periodic reports for the Boards of Directors, Committees and other risk-taking areas of the Conglomerate as a result of the Comprehensive Risk Management, or by the occurrence of significant events that should be known of for suitable decision making based on risk exposure and risk based business management.

(a) Credit risk management

Definition

The credit risk is the possibility of economic losses due to non-compliance with the conditions agreed upon by the debtor.

Management of this risk contributes to the strength of BCR's equity in the long term by providing both tools and information to improve decision making, minimize losses and maintain risk exposure of the loan portfolio within established parameters.

The General Board of Directors of the BCR has defined management strategies to control credit risk from portfolios to individual debtors, using tools and methodologies framed within the existing regulations developed internally.

Management methodology

In general, models and systems measuring credit risk that accurately reflect the value of the positions and their sensitivity to various risk factors are applied in corporative information from reliable sources.

The statistical support is complemented with expert criteria to analyze the borrower's ability to pay, as well a stress analysis on exposures to macroeconomic variables that are related to microeconomic and Bank's internal variables.

(Continue)

BANCO DE COSTA RICA

Notes to the separate Financial Statements

March 31, 2020

For the quantitative analysis of the loan portfolio, there is a model for the quantification of the expected loss, the Value at Risk (VaR) and economic capital, which is aligned with the standards of Basel II.

Moreover, the risk inherent to the activities and products of the Bank is identified and analyzed, as well as its feedback to the organization through the Executive Committee. Finally, there are limits to exposure to credit risk, to control exposure levels.

Exposure and risk management

During the first months of 2020, the loan portfolio had been trending towards an acceptable risk level for all its indicators, however, due to the Covid-19 pandemic and its repercussions on the economy, many of the Bank's clients had to suspend the production cycle or they have stopped receiving their income in the case of individuals, consequently, at the end of March, delinquency indicators show the first signs of deterioration. In this situation, the Bank has ordered the application of a grace period to affected clients whose term differs according to the economic sector, which ranges from 3 months for credit cards, 12 months for tourism and 6 months for other activities.

As of March 2020, the percentage of arrears greater than 90 days was 2.69%. The latter indicator is 1.31 percentage points below the regulatory limit to be in the normal range, with retail banking activities showing the highest delinquency.

The dollar portfolio accounts for 31.48% of the total portfolio. It is important to mention that the loan portfolio has been managed strategically in order to attract customers with an acceptable risk profile. In addition, regular monitoring of the loans in foreign currency is given, and in particular, the portfolio of clients not generating income in foreign currency.

While there is relative concentration in activities such as services, constructions and consumption, as shown in note 6.a of the financial statements (Loan Portfolio by Sector), limits on exposition for the loan portfolio are defined, to achieve a loan structure in the medium and long term that is consistent with the risk appetite established by the Senior Management.

In addition, appropriate and timely communication mechanisms on exposure of the Bank to credit risk are implemented at all levels of the organizational structure, thus allowing a prospective view of the impact on the credit estimates and equity. The reports consider both the exposure resulting from position taking and possible deviations arising regarding the limits and defined tolerance levels.

(Continue)

BANCO DE COSTA RICA

Notes to the separate Financial Statements

March 31, 2020

Also, the commercial area is kept informed on the inherent risks of the economic activities associated with credit underwriting, through specific studies, as well as new credit instruments the Bank is planning to offer.

With respect to the counterparty risk of the investment portfolio, compliance with the internal investment limits per issuer is monitored weekly. In addition, as of January 2020, the calculation of the expected loss for the investment portfolio under IFRS 9 begins.

The maximum exposure to credit risk is represented by the carrying amount of each financial asset:

		Direct Loans	Contingent Loan Portfolio
		March	March
	Note	2020	2020
Principal	6a	2.885.835.401.265	221.628.640.029
Interest		21.494.422.504	0
		<u>2.907.329.823.769</u>	<u>221.628.640.029</u>
Allowance for loan losses		(90.426.147.327)	0
Carrying amount	6	<u>2.816.903.676.442</u>	<u>221.628.640.029</u>
Loan portfolio			
Total balance:			
A1	6	2.181.623.437.225	205.862.647.209
A2		29.829.912.462	802.990.390
B1		324.726.539.121	4.264.291.367
B2		30.555.407.225	295.825.063
C1		58.142.897.025	4.071.492.803
C2		18.737.292.428	84.382.385
D		59.075.258.593	4.199.714.864
E		148.068.598.278	2.033.264.643
1		52.593.175.022	14.031.305
2		790.022.572	0
3		2.329.901.799	0
4		413.761.060	0
5		197.688.911	0
6		245.932.048	0
		<u>2.907.329.823.769</u>	<u>221.628.640.029</u>
Allowance for loan losses		(74.270.452.351)	(276.809.599)
Carrying amount, net		<u>2.833.059.371.418</u>	<u>221.351.830.430</u>
Carrying amount		2.907.329.823.769	221.628.640.029
Allowance for loan losses		(74.270.452.351)	(276.809.599)
(Excess) inadequacy of allowance over structural estimate		(16.155.694.976)	276.809.599
Carrying amount, net	6a	<u>2.816.903.676.442</u>	<u>221.628.640.029</u>

(Continue)

BANCO DE COSTA RICA

Notes to the separate Financial Statements

March 31, 2020

The assessed loan portfolio with allowance is detailed as follows:

As of March 31, 2020

Loan portfolio	Direct Loan Portfolio				Contingent Loan Portfolio	
	Principal	Covered balance	Overdraft	Allowance	Principal	Allowance
Direct generic allowance						
A1	2.181.623.437.225	1.474.102.912.273	707.520.524.952	10.908.117.215	205.862.647.209	125.707.442
A2	29.829.912.462	25.510.750.156	4.319.162.306	149.149.563	802.990.390	0
1	52.593.175.022	20.489.165.952	32.104.009.071	133.812.727	14.031.306	6.159
	2.264.046.524.709	1.520.102.828.381	743.943.696.329	11.191.079.505	206.679.668.905	125.713.601
Direct specific allowance						
B1	324.726.539.121	268.632.403.881	56.094.135.239	4.147.868.783	4.264.291.367	9.507.649
B2	30.555.407.225	27.740.144.555	2.815.262.669	420.226.991	295.825.063	722.680
C1	58.142.897.025	55.855.674.164	2.287.222.861	851.084.088	4.071.492.803	31.619.838
C2	18.737.292.428	17.101.263.163	1.636.029.265	903.520.949	84.382.385	0
D	59.075.258.593	50.083.125.106	8.992.133.487	6.882.649.425	4.199.714.864	108.870.183
E	148.068.598.278	91.826.810.625	56.241.787.653	49.758.017.193	2.033.264.642	375.648
2	790.022.572	741.903.481	48.119.091	6.115.472	0	0
3	2.329.901.799	2.025.962.757	303.939.041	86.114.574	0	0
4	413.761.060	393.299.564	20.461.496	12.197.246	0	0
5	197.688.911	192.543.657	5.145.255	4.564.397	0	0
6	245.932.048	240.118.924	5.813.135	7.013.728	0	0
	643.283.299.060	514.833.249.877	128.450.049.192	63.079.372.846	14.948.971.124	151.095.998
	2.907.329.823.769	2.034.936.078.258	872.393.745.521	74.270.452.351	221.628.640.029	276.809.599
Loan portfolio						
Anging loan portfolio						
Direct generic allowance						
Up to date	2.042.389.006.235	1.350.981.546.309	691.407.459.925	10.339.756.864	206.665.637.600	125.713.601
Equal or less than 30 days	163.022.584.012	143.287.835.001	19.734.749.011	821.113.843	0	0
Equal or less than 60 days	6.041.745.401	5.344.281.119	697.464.282	30.208.727	0	0
More than 180 days	14.040	0	14.040	70	0	0
	2.211.453.349.688	1.499.613.662.429	711.839.687.258	11.191.079.504	206.665.637.600	125.713.601
Direct specific allowance						
Up to date	389.439.191.944	287.949.344.605	101.489.847.339	17.169.772.679	14.963.002.429	151.095.998
Equal or less than 30 days	118.961.156.374	112.250.007.971	6.711.148.403	3.160.843.201	0	0
Equal or less than 60 days	68.131.662.255	57.400.668.809	10.730.993.445	4.000.700.461	0	0
Equal or less than 90 days	36.792.356.865	29.277.460.029	7.514.896.836	6.327.853.330	0	0
Equal or less than 180 days	18.139.229.605	11.701.884.126	6.437.345.480	5.997.952.483	0	0
More than 180 days	64.412.877.038	36.743.050.289	27.669.826.760	26.422.250.693	0	0
	695.876.474.081	535.322.415.829	160.554.058.263	63.079.372.847	14.963.002.429	151.095.998
	2.907.329.823.769	2.034.936.078.258	872.393.745.521	74.270.452.351	221.628.640.029	276.809.599

(Continue)

BANCO DE COSTA RICA

Notes to the separated financial statements

March 31, 2020

Set out below is an analysis of the gross and net (of allowance for loans losses) amounts of individually assessed loans with allowance by risk category according to applicable regulations:

At March 31, 2020	Loans receivable from customer	
	Gross	Net
Risk category:		
A1	¢ 2.181.623.437.225	2.170.715.320.010
A2	29.829.912.462	29.680.762.899
B1	324.726.539.121	320.578.670.338
B2	30.555.407.225	30.135.180.234
C1	58.142.897.025	57.291.812.937
C2	18.737.292.428	17.833.771.479
D	59.075.258.593	52.192.609.168
E	148.068.598.278	98.310.581.085
1	52.593.175.022	52.459.362.296
2	790.022.572	783.907.100
3	2.329.901.799	2.243.787.225
4	413.761.060	401.563.814
5	197.688.911	193.124.515
6	245.932.048	238.918.318
	¢ <u>2.907.329.823.769</u>	<u>2.833.059.371.418</u>

In compliance with SUGEF Directive 1-05, as of March 31, 2020, the Bank must maintain a minimum allowance in the amount of ¢ 74.547.261.950 of which ¢ 74.270.452.351 is allocated to the valuation of the direct loan portfolio and ¢ 276.809.599 to the contingent loan portfolio. Additionally, the countercyclical allowance is of ¢8.573.550.597.

(Continue)

BANCO DE COSTA RICA

Notes to the separated financial statements

March 31, 2020

The concentration of the portfolio of direct loans and contingent loans by sector (economic activity) is as follows:

	March 2020	
	Loan Portfolio	Contingent Accounts
Trade	¢ 11.137.580.299	18.530.751.863
Manufacturing	241.478.556.639	37.952.682
Construction. purchase and repair of real estate	1.017.590.834.280	80.188.742
Agriculture, livestock, hunting and related services	143.964.036.769	8.341.350
Consumer	305.665.348.227	112.913.171.312
Education	3.299.420.036	0
Transportation	37.043.316.213	63.946.442
Financial and stock Exchange	4.348.947.061	0
Telecommunications and public utilities	55.538.943.863	0
Services	961.265.440.690	96.886.694.561
Hospitality	98.705.442.225	0
Mining and quarrying	40.833.796	0
Real estate. business and leasing activities	4.272.894.024	0
Public Administration	0	4.906.877.029
Other activities from the non-financial private sector	1.483.807.143	18.688.939
	<u>2.885.835.401.265</u>	<u>233.446.612.920</u>
Other contingencies	0	61.228.188.227
	<u>¢ 2.885.835.401.265</u>	<u>294.674.801.147</u>

(Continue)

BANCO DE COSTA RICA

Notes to the separated financial statements

March 31, 2020

As of March 31, 2020, the Bank's risk associated to the loan portfolio is concentrated in Costa Rica.

As of March 31, 2020, the Bank has banking mandates for ₡101.904.

The total Bank's foreclosed assets is detailed as follows (See note 7):

	March 2020
Properties	₡ 138.265.601.513
Other	1.853.764.384
	<u>₡ 140.119.365.897</u>

The loan portfolio by type of guarantee is as follows:

The portfolio of direct loans and contingent loans by type of guarantee is as follows:

	2020	
	Loan portfolio	Contingent accounts
Guarantee:		
Fiduciary	₡ 464.425.107	113.026.405.486
Mortgage	1.492.937.102.531	0
Chattel mortgage	363.664.749.924	1.342.959.831
Other	<u>1.028.769.123.704</u>	<u>119.077.247.603</u>
	<u>₡ 2.885.835.401.266</u>	<u>233.446.612.920</u>

See notes 6 and 19.

As of March 31, 2020, 64% of the loan portfolio is secured by mortgage or chattel collaterals.

Pursuant to SUGEF Directive 5-04: "Regulations on Credit Limits to Individual Persons and Economic Interest Groups", the Bank depurales information on reported data of economic interest groups as part of their responsibility to identify significant administrative and stockholder's equity relationships among debtors with total active operations. As of March 31, 2020, groups of borrowers (members) having operations that add 2% or more of adjusted capital and in groups report 5% or more of adjusted capital, are reported.

(Continue)

BANCO DE COSTA RICA

Notes to the separated financial statements

March 31, 2020

The concentration of the loan portfolio by economic interest group is as follows:

As of March 31, 2020:

<u>No.</u>	<u>Percentage</u>	<u>Band</u>	<u>Total value</u>	<u>N° customers</u>
1	0-4.99%	23.261.525.331	15.525.367.040	1
2	5-9.99%	46.523.050.661	46.439.555.417	1
3	10-14.99%	69.784.575.992	0	0
4	15-20%	93.046.101.322	0	0
Total			61.964.922.457	2

(b) Market risk management

Definitions

Market risk refers to potential losses that may occur in the value of assets and liabilities in the balance sheet due to adverse movements in the factors that determine their price, also known as risk factors, such as liquidity, interest rates, exchange rate and inflation, including the portfolios under management.

The liquidity risk is generated when the financial entity cannot meet the requirements or obligations with third parties due to insufficient cash flow, resulting from the outcome between term recoveries (asset operations) and term obligations (liability operations), or to improper price formation mechanism that disables the price to transform an asset and/or liability into cash.

Price of assets and inflations risk measures the potential losses that may occur in financial assets included in the Investment portfolios, and a decline in the purchasing power of the cash flows received by the Bank.

The risk of interest rates measures the possibility that the entity incurs in losses as a result of changes in the present value of assets and liabilities in which the Bank holds positions on or off balance.

The exchange rate risk is the possibility of economic loss due to variations in the exchange rate. This risk also arises when the net result of the exchange rate adjustments does not compensate proportionally the adjustment in the value of assets in foreign currency, causing a reduction in the equity indicator or in any model affected negatively in the determination of the exchange rate risk by variations in this macro price, as in Camel's indicators or own statisticians.

(Continue)

BANCO DE COSTA RICA

Notes to the separated financial statements

March 31, 2020

Management methodology

The Value at Risk (Delta Normal) methodology is used for the investment portfolio of own and managed funds, giving daily monitoring of the impact of risk factors (interest rate and exchange rate).

In addition, the risk derived from the price quotations of financial instruments in the market is monitored through the methodology of historical simulation of VaR calculations established in SUGEF's agreement 3-06; this allows the entity to manage the impact of this risk on the net worth adequacy.

In terms of interest rates, the Bank is sensitive to this type of risk due to the mix of rates and terms, both in assets and liabilities. This sensibility is mitigated through the management of variable rates and the combination of terms monitored by internal models.

Counterparty risk management is carried out through the fulfillment of the investments profile established by the Bank in its internal policies, and the reporting of issuers, which analyzes the financial statements and the default risk by issuers, according to internal studies and risk rating. These limits are monitored weekly as established in the policies for managing the BCR's investment in securities.

The management of the liquidity risk is periodically assessed by daily updating of the BCR projected cash flows to six months through an automated application, for the preparation of the gap report to one and three months both in colones and in US dollars.

In order to decrease the liquidity risk, following variables are taken into consideration: deposits volatility, debt levels, liability structure, and liquidity degree of assets, availability of funding and the overall effectiveness of the gap of timelines.

Tolerance limits and risk indicators

The main indicators for controlling the market risk limits are the following:

- Liquidity risk: VaR by currency both in colones and US dollars, term matching to one and three month both in colones and in US dollars and coverage of Liquidity Index (ICL).
- Price risk: VaR of the Investment portfolio through internal models.
- Exchange risk: VaR of the equity position through internal models and the daily management of the equity positions.

(Continue)

BANCO DE COSTA RICA

Notes to the separated financial statements

March 31, 2020

Exposure and risk management

(c) Liquidity risk

The Bank continues with the liquidity strategy that seeks to increase deposits with the public and reduce their volatility, as well as diversify sources of wholesale funding. The foregoing in order to achieve a consistent growth of deposits with their placements, which not only allows compliance with regulatory indicators but also strengthens the Bank and promotes the fulfillment of the commercial goals given by its budget. These efforts have not only been carried out at the Bank level, but have also permeated the BCR Financial Conglomerate; mainly in the topic of concentration of liabilities.

Cash and cash equivalents show a year-on-year upward trend of 0.50% in almost all items except cash, checking accounts and demand deposits in foreign financial institutions and investments in financial instruments. This is an effect of the liquidity strategy to comply with regulatory liquidity indicators (see cash and cash equivalents table in note 2).

Demand deposits increased by 4.34% on a year-on-year basis, due to the increase in current account balances and savings deposits (see chart of demand obligations with the public in note 4).

Wholesale funding decreases by 3.57% on a year-on-year basis, mainly due to the settlement of term deposits with the Central Bank and term deposits from financial entities abroad. (See table of obligations with financial institutions and the Central Bank in note 5 of this document).

As of March 31, 2020, the Bank's liquidity coverage indicator (ICL) was of 1.64 times in colones and 1.90 times in US dollars, complying satisfactory values for the limits defined by SUGEF of 1 and according to the entity's risk profile.

In the following table, we observe, at the end of March 2020, an improvement both in US dollars and in colones

	March 2020
Liquidity coverage indicator (colones)	1,64
Liquidity coverage indicator (US dollars)	1,90
Regulatory limit	1,00

(Continue)

BANCO DE COSTA RICA

Notes to the separated financial statements

March 31, 2020

On the other hand, the term matches, another regulatory indicator, had the following results as of March 31, 2020:

Regulatory liquidity matches by currency and term

<u>Indicator</u>	<u>Interpretation</u>	<u>Observation</u>	<u>Approved levels</u>
1-month term matching US dollars		1,85	Limit: 1,10
1-month term matching colones	Ratio between assets and liabilities with account's volatility	1,61	Limit: 1,00
3-month term matching US dollars		1,65	Limit: 0,94
3-month term matching colones		1,06	Limit: 0,85

The term matches show a constant and significant loose with respect to regulatory limits, which is a direct effect of the measures taken in the liquidity strategy for compliance with the Liquidity Coverage Indicator.

As a preventive measure of liquidity risk management for the Covid-19, the Bank has implemented daily reports that allow monitoring of the main operational and structural indicators as well as an alignment of liquidity management with credit and market risk.

Projections have also been made of the magnitude of the impacts that the Covid-19 crisis could generate in the Bank's financial indicators, which are updated based on the development of the emergency situation, for decision-making.

(Continue)

BANCO DE COSTA RICA

Notes to the consolidated financial statements

March 31, 2020

The Bank's assets and liabilities mature as follows:

As of March 31, 2020

ASSETS	<u>Demand</u>	<u>1 to 30 days</u>	<u>31 to 60 days</u>	<u>61 to 90 days</u>	<u>91 to 180 days</u>	<u>181 to 365 days</u>	<u>More than 365 days</u>	<u>More than 30 days past due</u>	<u>Total</u>
Cash and due from banks	¢ 224.801.197.441	0	0	0	0	0	0	0	224.801.197.441
Cash reserve-BCCR	291.697.739.465	36.175.324.315	21.323.201.718	22.322.062.465	60.634.093.296	46.017.133.235	23.813.693.733	0	501.983.248.227
Investments	0	248.140.328.632	43.741.233.742	35.326.522.423	80.082.673.580	169.197.862.653	324.619.750.132	0	901.108.371.162
Interest on investments	0	3.006.325.786	2.779.815.205	1.702.215.787	1.768.293.953	0	0	0	9.256.650.731
Loan portfolio	0	50.816.631.935	41.838.263.041	77.377.421.909	103.317.186.186	152.578.402.188	2.265.649.029.287	177.814.156.086	2.869.391.090.632
Interest on loans	0	9.015.254.377	2.486.788.482	78.533.355	14.620.164	136.834.607	20.283.762	9.742.107.757	21.494.422.504
	¢ 516.498.936.906	347.153.865.045	112.169.302.188	136.806.755.939	245.816.867.179	367.930.232.683	2.614.102.756.914	187.556.263.843	4.528.034.980.697
Liabilities									
Obligations with public	¢ 2.110.877.423.871	253.240.440.812	158.417.286.884	163.048.368.019	447.977.193.461	337.923.836.961	162.965.938.544	0	3.634.450.488.552
Obligations with financial entities	35.064.378.861	153.548.280.383	24.425.342.584	19.160.253.302	46.688.041.545	86.986.013.760	85.836.523.567	0	451.708.834.002
Charges payable	1.184.131.444	5.019.131.541	4.442.209.353	3.358.643.229	4.069.019.117	2.229.567.821	707.984.222	-	21.010.686.727
	2.147.125.934.176	411.807.852.736	187.284.838.821	185.567.264.550	498.734.254.123	427.139.418.542	249.510.446.333	0	4.107.170.009.281
Assets and liabilities spread	¢ (1.630.626.997.270)	(64.653.987.691)	(75.115.536.633)	(48.760.508.611)	(252.917.386.944)	(59.209.185.859)	2.364.592.310.581	187.556.263.843	420.864.971.416

(Continue)

BANCO DE COSTA RICA

Notes to the consolidated financial statements

March 31, 2020

(d) Price risk of the portfolio

The Bank administers two investment portfolios: own Funds and Development Credit Funds.

In the case of own funds, a concentration of 44.31% is observed in instruments issued by the Ministry of Finance. In this sense and with the purpose of mitigating the market risk of these instruments, a strategy was defined in the investment position of this issuer

The results of the VaR SUGEF 03-06 methodology are detailed below, considering both portfolios:

		March 2020
VaR	¢	2.581.350.035
Investment portfolio	¢	15.488.100.210
Risk Price		154.881
Observation 25		(0,0037915230)
Exchange rate UDES	¢	919569,00000
Exchange rate USD	¢	587,37000
Nominal value investment portfolio	¢	672.016.318.629
Market value investment portfolio	¢	680.821.336.953

As part of the mitigation actions to contain the price risk, the Bank has a policy of having investment concentrations in investments subject to price valuation not greater than 6% per instrument. At the end of March 2020, the limit was exceeded in two positions.

(e) Interest rate risk

The Bank has a credit portfolio, investments and obligations with the public and with entities subject to variable interest rates and therefore sensitive to fluctuations in interest rates and cash flow risk. As of March 31, 2020, a sensitivity analysis on possible variations in interest rates has been developed.

(Continue)

BANCO DE COSTA RICA

Notes to the consolidated financial statements

March 31, 2020

Sensitivity to an increase in the interest rate of investments

	March 2020
Investment in financial instruments	522.399.141.021
Increase in rates by 1%	163.297.856
Increase in rates by 2%	326.595.713

Sensitivity to a decrease in the interest rate of investments

	March 2020
Investment in financial instruments	522.399.141.021
Decrease in rates by 1%	163.297.856
Decrease in rates by 2%	326.595.713

Sensitivity to an increase in rates of the loan portfolio

	March 2020
Loan portfolio	2.885.835.401.271
Increase in rates by 1%	1.043.699.706
Increase in rates by 2%	2.261.900.146

Sensitivity to a decrease in rates of the loan portfolio

	March 2020
Loan portfolio	2.885.835.401.271
Decrease in rates by 1%	775.205.714
Decrease in rates by 2%	1.598.053.873

Sensitivity to an increase in rates of obligations with the public

	March 2020
Obligations with the public	¢ 3.644.042.699.225
Increase in rates by 1%	1.969.097.810
Increase in rates by 2%	¢ 3.938.195.620

(Continue)

BANCO DE COSTA RICA

Notes to the consolidated financial statements

March 31, 2020

Sensitivity to a decrease in rates of obligations with the public

	March
	2020
Obligations with the public	¢ 3.644.042.699.225
Decrease in rates by 1%	1.969.097.810
Decrease in rates by 2%	¢ 3.938.195.620

Sensitivity to an increase in rates of term financial obligations

	March
	2020
Term financial obligations	¢ 254.558.824
Increase in rates by 1%	124.600.180
Increase in rates by 2%	¢ 249.200.360

Sensitivity to a decrease in rates of term financial obligations

	2020
Term financial obligations	¢ 254.558.824
Decrease in rates by 1%	124.600.180
Decrease in rates by 2%	¢ 249.200.360

The sensitivity to variations in interest rates is applied to the amounts that are exposed to these possible fluctuations.

(Continue)

BANCO DE COSTA RICA

Notes to the consolidated financial statements

March 31, 2020

As of March 31, 2020, interest rate terms for assets and liabilities are matched as follows:

	<u>Effective rate</u>	<u>1 to 30 days</u>	<u>31 to 90 days</u>	<u>91 to 180 days</u>	<u>181 to 360 days</u>	<u>361 to 720 days</u>	<u>More than 720 days</u>	<u>Total</u>
Colones								
Assets								
Investments	7,70%	¢ 123.749.967.338	54.404.084.003	98.314.732.142	104.831.650.000	154.792.933.833	38.019.437.478	574.112.804.794
Loan portfolio	9,69%	1.297.671.868.208	140.728.939.697	31.730.029.019	40.218.137.343	204.624.959.644	234.807.679.947	1.949.781.613.858
Total recovered assets (*)		1.421.421.835.546	195.133.023.700	130.044.761.161	145.049.787.343	359.417.893.477	272.827.117.425	2.523.894.418.652
Liabilities								
Obligation with the public Demand	2,07%	138.349.438.621	236.338.584.951	255.437.210.862	46.552.976.200	297.046.408.723	34.470.475.299	1.008.195.094.656
Term	7,54%							
Obligations with financial entities	0,00%	6.424.612.326	39.253.529.878	2.763.696.949	0	37.908.512.994	0	86.350.352.147
Total matured liabilities (*)		144.774.050.947	275.592.114.829	258.200.907.811	46.552.976.200	334.954.921.717	34.470.475.299	1.094.545.446.803
Assets and liabilities spread		¢ 1.276.647.784.599	(80.459.091.129)	(128.156.146.650)	98.496.811.143	24.462.971.760	238.356.642.126	1.429.348.971.849
Dollars								
Assets								
Investments	2,35%	¢ 131.211.676.631	52.123.537.977	11.143.335.300	41.013.110.250	57.313.802.490	42.760.536.000	335.565.998.648
Loan portfolio	7,51%	753.350.779.718	41.349.786.069	6.533.178.833	19.010.038.567	16.247.242.802	32.789.310.876	869.280.336.865
Total recovered assets (*)		884.562.456.349	93.473.324.046	17.676.514.133	60.023.148.817	73.561.045.292	75.549.846.876	1.204.846.335.513
Liabilities								
Obligation with the public Demand	0,58%	2.207.668.036	6.432.776.325	5.178.593.326	16.395.470.210	18.509.359.019	8.757.446.625	57.481.313.541
Term	3,54%							0
Obligations with financial entities	2,93%	232.025.234	5.365.611.054	9.117.334.018	84.141.130.661	2.385.569.700	51.394.875.000	152.636.545.667
Total matured liabilities (*)		2.439.693.270	11.798.387.379	14.295.927.344	100.536.600.871	20.894.928.719	60.152.321.625	210.117.859.208
Assets and liabilities spread		¢ 882.122.763.079	81.674.936.667	3.380.586.789	(40.513.452.054)	52.666.116.573	15.397.525.251	994.728.476.305

(*) Rate-sensitive

(Continue)

BANCO DE COSTA RICA

Notes to the separate financial statements

March 31, 2020

Within the gap report (rate-sensitive assets and liabilities) in local currency, a total difference of asset recovery less maturity of liabilities as of March 31, 2020, for ¢1.429.348.971.849 while in foreign currency the same difference is of ¢994.728.456.305 is shown, being an improved inference in the balance sheet due to positive changes in interest rates, since the entity presents more assets than liabilities in both currencies. Regarding to term matching (sum of liquidity of assets and liabilities) as of March 2020, the total amount in local currency was of ¢332.230.496.397, while in foreign currency, the collected data for the compliance of obligations was of ¢88.634.475.017, which shows the necessary solvency to meet the liquid liabilities of the Organization.

a) Foreign exchange risk

The Bank incurs in transactions denominated in US dollars and in a minority of Euros. This currency experiences periodic fluctuations with respect to the Costa Rican colon, in accordance with the monetary and exchange policies of the Central Bank of Costa Rica (BCCR). Therefore, any fluctuation in the value of the US Dollar affects the results, financial position and cash flows of the Entity, which constantly monitors its net foreign currency exposure in order to minimize this risk.

The Bank uses two indicators to manage the foreign exchange risk: matching assets and liabilities denominated in foreign currency and the sensitivity of the foreign currency position.

During the first quarter of 2020, the exchange rate has had a stable behavior, resulting in a volatility of 0.73% at the end of March.

(Continue)

BANCO DE COSTA RICA

Notes to the separate financial statements

March 31, 2020

Monetary assets and liabilities denominated in U.S. dollars are as follows:

	March 2020
Assets:	
Cash and due from banks	US\$ 587.508.345
Investments in financial instruments	567.764.540
Loan portfolio	1.491.477.914
Accounts and accrued interest receivable	1.179.842
Investments in other companies	121.837.486
Other	23.152.993
Total assets	<u>2.792.921.120</u>
Liabilities:	
Obligations with the public	2.071.579.806
Other financial obligations	482.844.629
Other account payable and provisions	33.721.308
Other	10.569.744
Total liabilities	<u>2.598.715.487</u>
Net position (excess of monetary assets over monetary liabilities)	<u>US\$ 194.205.633</u>

Monetary assets and liabilities in foreign currency are valued by using the reference buy rate established by BCCR on the last business day of each month. As of March 31, 2020, that rate was ¢587,37 por US \$1,00.

Net exposure is not hedged. However, the Bank considers its position to be acceptable since it can buy or sell U.S. dollars in the market when necessary.

The following table shows the possible annual gains (losses) if there are variations of 5 percentage points in the exchange rates, respectively.

(Continue)

BANCO DE COSTA RICA

Notes to the separate financial statements

March 31, 2020

Sensitivity to an increase in the exchange rate

	March 2020
Net position	194.205.633
Closing exchange rate	587,37
Increase in the exchange rate by 5%	29,37
Profit	<u>5.703.819.441</u>

Sensitivity to a decrease in the exchange rate

	March 2020
Net position	194.205.633
Closing exchange rate	587,37
Decrease in the exchange rate by 5%	(29,37)
Loss	<u>(5.703.819.441)</u>

Monetary assets and liabilities in Euros are detailed as follows:

		March 2020
Assets:		
Cash and due from banks	EUR€	6.123.715
Total assets		<u>6.124.715</u>
Liabilities:		
Obligations with the public		5.047.115
Other financial obligations		587.261
Other accounts payable and provisions		22.893
Total liabilities		<u>5.657.269</u>
Net position (excess of monetary assets over monetary liabilities)	EUR€	<u>466.446</u>

(Continue)

BANCO DE COSTA RICA

Notes to the separate financial statements

March 31, 2020

As of March 31, 2020, complying with SUGEF's regulations, the term matching of the most important US dollar accounts is as follows:

ASSETS		<u>Demand</u>	<u>1 to 30 days</u>	<u>31 to 60 days</u>	<u>61 to 90 days</u>	<u>91 to 180 days</u>	<u>181 to 365 days</u>	<u>More than 365 days</u>	<u>More than 30 days past due</u>	<u>Total</u>
Cash and due from banks	US\$	257.095.960	0	0	0	0	0	0	0	257.095.960
Cash reserve- BCCR		193.119.977	32.916.629	9.801.904	13.189.133	30.490.072	25.302.237	25.592.434	0	330.412.386
Investments		0	223.160.151	60.561.606	22.178.305	16.857.507	69.825.721	170.254.037	0	562.837.327
Interest on investments		0	219.303	3.580.948	636.827	490.136	0	0	0	4.927.214
Loan portfolio		0	34.845.715	30.436.570	60.542.671	87.499.602	99.670.826	1.126.036.834	102.440.881	1.541.473.099
Interest on loans		0	3.315.110	12.401	106.626	0	211.675	0	4.933.223	8.579.035
		<u>450.215.937</u>	<u>294.456.908</u>	<u>104.393.429</u>	<u>96.653.562</u>	<u>135.337.317</u>	<u>195.010.459</u>	<u>1.321.883.305</u>	<u>107.374.104</u>	<u>2.705.325.021</u>
LIABILITIES										
Obligations with public		1.206.074.541	205.571.217	61.214.934	82.368.889	190.416.859	158.017.746	159.830.088	0	2.063.494.274
Obligations with financial entities		18.266.398	152.117.297	0	8.829.029	19.000.000	143.729.257	140.564.738	0	482.506.719
Charges payable		338.589	1.740.538	1.589.722	1.194.928	1.823.882	1.217.330	518.451	0	8.423.440
		<u>1.224.679.528</u>	<u>359.429.052</u>	<u>62.804.656</u>	<u>92.392.846</u>	<u>211.240.741</u>	<u>302.964.333</u>	<u>300.913.277</u>	<u>0</u>	<u>2.554.424.433</u>
Assets and liabilities spread	US\$	<u>(774.463.591)</u>	<u>(64.972.144)</u>	<u>41.588.773</u>	<u>4.260.716</u>	<u>(75.903.424)</u>	<u>(107.953.874)</u>	<u>1.020.970.028</u>	<u>107.374.104</u>	<u>150.900.588</u>

(Continue)

BANCO DE COSTA RICA

Notes to the separate financial statements

March 31, 2020

The Bank incurs currency risk when the value of its dollar-denominated assets and liabilities is affected by exchange rate variations, which is recognized in the separate income statement.

For the year end March 31 2020, the separate accumulated financial show a net loss on exchange rate differential for ¢2.079.299.080.

b) Operational risk management

Operational risk is defined as the possibility of loss resulting from inadequate use or unforeseen failure of processes, personnel and internal and even automated systems or due to external events. This definition includes technological and legal risks but excludes the strategic and reputational risk.

The objective of the operational risk management is to minimize the financial losses of the Conglomerate; as well as achieving efficiency and effectiveness in the execution of processes and optimize its Internal Control System.

The model of management and control of operational risk establishes an evaluation process which comprises stages of identification, analysis and assessment, also, the control, mitigation, tracing and information is performed. Considering the above a set of qualitative and quantitative techniques and tools are developed that allow determining the risk level in the substantive processes; this from the estimate of the probability of occurrence of identified relevant events and their impact. Currently, events originated by external events as well as those caused by failures in processes, systems and persons are identified.

Regarding the calculation of regulatory capital, the BCR uses the basic method; however, it has been proposed to soon start the project to evolve to the standard method proposed by the Basel Committee. However, the priority in the operational risk management continues to focus on prevention and mitigation in the relevant processes.

Moreover, tracing of the risk indicators resulting in mitigating actions that prevent from materializing the events and mitigation plans for those events that present deviations from the acceptability of the established parameters, is performed.

Given the nature of the entity and the risks inherent to its activities, the risk of internal and external fraud is considered as relevant, for which periodic training programs are implemented on elements that collaborate in the early detection of cases, as well as prevention announcements that warn of the different types of fraud and their evolution in our environment. Likewise, there are mitigation plans that will be activated in case of non-compliance with the tolerance limit.

(Continue)

BANCO DE COSTA RICA

Notes to the separate financial statements

March 31, 2020

Through the automated OpRisk tool, the operational risks detected in the risk evaluations are managed with their respective treatment plans. Additionally, the tool is fed with the materialized event reports recorded by the Bank's different offices, for which it has a consolidated database, complying with the provisions of the SUGEF Agreement 18-16. Reglamento sobre la gestión del riesgo operativo

Regarding the IT risk management, there is availability and implementation of an annual risk assessment plan in accordance with provisions established by SUGEF 14-17 "Regulation on the management of information technology", outsourcing service contracts, strategic projects, new products, products on demand and subsidiaries. These exercises identify and analyze the main risk events that might affect the smooth operation of the technological platform to develop risk treatment plans for a proper control.

In addition, as part of the IT risk management, indicators are considered for the most relevant technological risks, which are given an exhaustive follow-up. The reports with the results are presented periodically to the corresponding bodies of corporate governance, as part of the System of Management Information.

The reports with the results are periodically presented to the corresponding corporate governance bodies, as part of the Management Information System.

Business Continuity

The CFBCR Business Continuity Management System seeks to establish guidelines to develop organizational resilience that is achieved with the contribution of each and every one of the areas. Like any management system, it is required to develop different levels of maturity and change the organizational culture. In previous years, the CFBCR has made significant efforts so that the different areas develop their continuity and contingency plans, which allows the Bank to reach a maturity level close to three (scale from 1 to 5), where on average the industry is between 3 and 3.5. Although this assessment is encouraging, the Bank must first make efforts to match the maturity level of the industry and then seek to reach maturity level 4. As first steps in the continuous improvement of the SGCN the Bank has proposed this year to make adjustments to their methodological framework and regulations that allow a greater clarity at all levels of participation in the development of Business Continuity. These adjustments are important, but the Bank must keep the contingency and continuity plans testing and training programs running to constantly provide input on the business continuity needs and requirements.

In order to optimize the stages of the SGCN in the first quarter of the year, efforts were made to explore tools to automate the SGCN since at the moment it is mainly operated manually.

(Continue)

BANCO DE COSTA RICA

Notes to the separate financial statements

March 31, 2020

The scope of action of the Business Continuity Unit usually focuses on the most critical products or services of the CFBCR and for them the creation of contingency plans is managed. But at the beginning of the year, the Corporate Executive Committee agreed to create a contingency plan for an eviction scenario from the headquarters building. As a first step to meet this request, a process of identification of remote work areas and conditions was started. For the month of March, it began with the planning of exercises by areas so that they could gradually identify the needs for tools that would allow remote work in bulk for the different work groups that occupy the headquarters building. Fortunately, it was possible to move forward with some simulations of these groups, before the social distancing measures requested by the Government of the Republic were taken and thus apply the lessons learned to support the remote work contingency scheme for a large part of the CFBCR.

Finally, in terms of risk management of money laundering, financing of terrorism and proliferation of weapons of mass destruction, the permanent reinforcement of culture in business areas is maintained regarding the risk-based management approach. The aforementioned management is aimed at preventing the concealment and mobilization of capital of dubious origin or, aimed at legitimizing capital, financing terrorist activities or the proliferation of weapons of mass destruction through the Bank. This management integrates normatively defined evaluation factors such as customers, products, services, channels and geographical areas.

35) Financial Information of the Development Financing Fund

The Bank presents the following financial information as manager of its Development Financing Fund (DCF):

(Continue)

BANCO DE COSTA RICA

Notes to the separate financial statements

March 31, 2020

DEVELOPMENT FINANCING FUND

BALANCE SHEET

As of March 31, 2020

Financial information

(In colones without cents)

	March 2020
ASSETS	
Availabilities	¢ 518.985.591
Cash	518.985.591
Investments in financial instruments	3.519.576.742
At fair value through other comprehensive income	3.501.356.000
Accrued interest receivable	18.220.742
Loan portfolio	29.584.917.864
Current loans	25.384.224.083
Past due loans	4.208.018.258
Loans on legal collection	389.536.066
(Deferred income loan portfolio)	(288.132.813)
Interest receivable	97.797.011
(Allowance for impairment)	(206.524.741)
Accounts and commissions receivable	185.009
Other accounts receivable	370.017
(Allowance for impairment)	(185.008)
Other assets	4.330.698
Intangible assets	4.330.698
TOTAL ASSETS	<u>33.627.995.904</u>
LIABILITIES	
Accounts payable and provisions	¢ 17.057.054
Other sundry accounts payable	17.057.054
Other liabilities	726.016
Other liabilities	726.016
TOTAL LIABILITIES	¢ <u>17.783.070</u>
EQUITY	
Contributions from Banco de Costa Rica	¢ 24.366.546.259
Adjustments to equity – Other comprehensive income	(815)
Retained earnings from previous periods	8.943.182.201
Result of current period	300.485.189
TOTAL EQUITY	¢ <u>33.610.212.834</u>
TOTAL LIABILITIES AND EQUITY	¢ <u>33.627.995.904</u>
DEBIT CONTINGENT ACCOUNTS	¢ 14.031.306
OTHER DEBIT MEMORANDA ACCOUNTS	
Own debit memoranda accounts	3.805.437.212

(Continue)

BANCO DE COSTA RICA

Notes to the separate financial statements

March 31, 2020

**DEVELOPMENT FINANCING FUND
INCOME STATEMENT**

For the period ended March 31, 2020

Financial information

(In colones without cents)

	March 2020
Financial income	
For loan portfolio	470.162.396
For profit on exchange differences	4.815.366
For other financial income	815
Total financial income	474.978.577
For allowance on asset impairment	4.939.580
For asset recovery and decrease in allowance	7.563.710
FINANCIAL INCOME	477.602.707
Other operating income	
For services commissions	7.415.218
Total other operating expenses	7.415.218
Other operating expenses	
For other operating expenses	184.532.736
Total other operating expenses	184.532.736
GROSS OPERATING INCOME	300.485.189
RESULTS OF THE PERIOD	¢ 300.485.189

(Continue)

BANCO DE COSTA RICA

Notes to the separate financial statements

March 31, 2020

Loan portfolio of the Development Financing Fund

The following information contained in notes a) through f) represent financial information.

a) Loan portfolio by sector

Sector	March 2020
Agriculture, livestock, hunting and related services	¢ 8.975.556.631
Manufacturing	4.434.995.743
Trade	47.657.490
Services	14.613.060.216
Transportation	182.979.682
Financial and stock Exchange	1.262.205.797
Construction, purchase and repair of real estate	191.698.592
Hospitality	229.319.525
Education	44.304.731
	<u>29.981.778.407</u>
Plus: Interest receivable	97.797.011
Less: Deferred income in loan portfolio	(288.132.813)
Allowance for impairment	(206.524.741)
	<u>¢ 29.584.917.864</u>

(Continue)

BANCO DE COSTA RICA

Notes to the separate financial statements

March 31, 2020

b) Loan portfolio by arrears:

The loan portfolio by arrears is detailed as follows:

	March 2020
Up to date	¢ 25.384.224.083
From 1 to 30 days	2.808.193.282
From 31 to 60 days	892.192.651
From 61 to 90 days	388.687.569
From 91 to 120 days	97.236.566
From 121 to 180 days	174.693.007
More than 180 days	236.551.249
	¢ 29.981.778.407

c) Delinquent and past due loan portfolio

Delinquent and past due loans, including loans with interest recognition based on cash and loans in non-accrual status of interest, are summarized below:

	March 2020
Number of operations	12
Past due loans in non- accrual status of interest	¢ 236.551.249
Past due loans for which interest is recognized	¢ 4.361.003.075
Total unearned interest	¢ 21.116.143

Loans on legal collection as of March 31, 2020:

<u>No. operations</u>	-	<u>Percentage</u>	<u>Balance</u>
11		1,30%	¢ 389.536.66

(Continue)

BANCO DE COSTA RICA

Notes to the separate financial statements

March 31, 2020

d) Interest receivable on loan portfolio:

Interest receivables are as follows:

		March 2020
Current loans	¢	48.283.206
Pat due loans		36.565.706
Loans on judicial collection		12.948.099
	¢	<u><u>97.797.011</u></u>

e) Allowance for bad loans:

The movement of allowance for bad loans is as follows:

Opening balance 2020	¢	197.505.723
Plus:		
Allowance charged to profit or loss		6.367.114
Adjustment for exchange differences		20.401.248
Less:		
Transfer to insolvent		(10.681.080)
Reversal of allowance against income		(7.068.264)
Balance as of March 31, 2020	¢	<u><u>206.524.741</u></u>

f) Loan portfolio by type of guarantee:

The loan portfolio by type of guarantee is detailed as follows:

Guarantee		March 2020
Mortgage		7.135.642.139
Chattel		9.244.163.981
Others		13.601.972.287
	¢	<u><u>29.981.778.407</u></u>

(Continue)

BANCO DE COSTA RICA

Notes to the separate financial statements

March 31, 2020

- g) Financial instruments of the Development Financing Fund with credit risk exposure are detailed as follows:

	March
	2020
Principal	¢ 29.981.778.407
Interest receivable	97.797.011
	<u>30.079.575.418</u>
Allowance for bad loans	(206.524.741)
Carrying amount	¢ <u>29.873.050.677</u>
 Loan portfolio	
Total balances:	
1	26.498.662.409
2	790.022.572
3	1.930.450.376
4	413.761.060
5	197.688.911
6	248.990.090
	<u>30.079.575.418</u>
Minimum allowance	(177.505.649)
Carrying amount, net	¢ <u>29.902.069.769</u>
Carrying amount	30.079.575.418
Allowance for bad loans	(177.505.649)
Allowance (surplus) déficit	
on minimum allowance	(29.019.092)
Carrying amount, net	6a ¢ <u>29.873.050.677</u>

(Continue)

BANCO DE COSTA RICA

Notes to the separate financial statements

March 31, 2020

The assessed loan portfolio including allowance is detailed as follows:

As of March 31, 2020

Loan portfolio	Direct Loan Portfolio			
	Principal	Covered balance	Overdraft	Allowance
Direct generic allowance				
1	¢ 26.498.662.409	15.482.884.430	11.015.777.979	63.497.489
	26.498.662.409	15.482.884.430	11.015.777.979	63.497.489
Direct specific allowance				
2	790.022.572	741.903.481	48.119.091	6.115.472
3	1.930.450.376	1.626.511.335	303.939.041	84.117.317
4	413.761.060	393.299.564	20.461.496	12.197.246
5	197.688.911	192.543.657	5.145.255	4.564.397
6	248.990.090	243.176.955	5.813.134	7.013.728
	<u>3.580.913.009</u>	<u>3.197.434.992</u>	<u>383.478.017</u>	<u>114.008.160</u>
	<u>30.079.575.418</u>	<u>18.680.319.422</u>	<u>11.399.255.996</u>	<u>177.505.649</u>

Loan portfolio	Direct Loan Portfolio			
	Principal	Covered balance	Overdraft	Allowance
Aging of loan portfolio				
Direct generic allowance				
Up to date	25.429.449.259	14.561.959.000	10.867.490.258	57.496.566
Equal or less than 30 days	2.823.429.470	2.407.479.453	415.950.017	6.000.923
	<u>28.252.878.729</u>	<u>16.969.438.453</u>	<u>11.283.440.275</u>	<u>63.497.489</u>
Direct specific allowance				
Equal or less than 60 days	902.166.569	837.137.012	68.087.588	85.167.601
Equal or less than 90 days	396.980.279	357.152.505	36.769.743	16.858.080
Equal or less than 180 days	278.559.752	273.414.497	5.145.255	4.968.751
More than 180 days	248.990.089	243.176.955	5.813.135	7.013.728
	<u>1.826.696.689</u>	<u>1.710.880.969</u>	<u>115.815.721</u>	<u>114.008.160</u>
	<u>30.079.575.418</u>	<u>18.680.319.422</u>	<u>11.399.255.996</u>	<u>177.505.649</u>

As of March 31, 2020	Loans receivable from clients	
	Gross	Net
Risk category:		
1	¢ 26.498.662.409	26.435.164.920
2	790.022.572	783.907.100
3	1.930.450.376	1.846.333.059
4	413.761.060	401.563.814
5	197.688.911	193.124.515
6	248.990.090	241.976.361
	<u>¢ 30.079.575.418</u>	<u>29.902.069.769</u>

(Continue)

BANCO DE COSTA RICA

Notes to the separate financial statements

March 31, 2020

36) Situation of the Development Credit Fund

The Bank presents the following financial information as manager of the Development Credit Fund (DCF):

DEVELOPMENT FINANCING FUND	
BALANCE SHEET	
As of March 31, 2020	
Financial information	
<i>(In colones without cents)</i>	
	March 2020
ASSETS	
Availabilities	¢ 998.709.026
Banco Central de Costa Rica	998.709.026
Investment in financial instruments	119.721.546.353
At fair value through other comprehensive income	118.632.881.113
Interest receivable	1.088.665.240
Loan portfolio	27.356.923.554
Current loans	27.255.701.512
Past due loans	394.545.510
(Deferred income loan portfolio)	(316.139.581)
Interest receivable	105.922.811
(Allowance for impairment)	(83.106.698)
TOTAL ASSETS	¢ 148.077.178.933
LIABILITIES	
Obligations with entities	¢ 147.097.016.553
Demand	147.097.016.553
Other liabilities	342.398.762
Other liabilities	342.398.762
TOTAL LIABILITIES	¢ 147.439.415.315
EQUITY	
Adjustment to equity – Other comprehensive income	¢ (13.200.637)
Results of the current period	650.964.255
TOTAL EQUITY	¢ 637.763.618
TOTAL LIABILITIES AND EQUITY	¢ 148.077.178.933
OTHER DEBIT MEMORANDA ACCOUNTS	
Own debit memoranda account	16.038.982.041
Interest receivable memoranda accounts	12.467.213

(Continue)

BANCO DE COSTA RICA

Notes to the separate financial statements

March 31, 2020

**DEVELOPMENT FINANCING FUND
INCOME STATEMENT**

For the one -year period ended March 31, 2020

Financial information

(In colones without cents)

	March 2020
Financial income	
For investments in financial instruments	1.249.854.131
For loan portfolio	278.208.703
For exchange rate differences	538.653.091
Other financial income	210.106.946
Total financial income	2.276.822.871
Financial expenses	
For obligations with the public	498.700.934
Other financial expenses	4.688.251
Total financial expenses	503.389.185
Allowance for impairment	530.254.193
Asset recovery and decrease in allowance	30.766.911
FINANCIAL INCOME	1.273.946.404
Other operating income	
For arbitrage and currency exchange	105.024.516
For other operating income	186.501.446
Total other operating incomes	291.525.962
Other operating expenses	
For exchange and arbitration. foreign currency	59.048.641
For other operating expenses	155.319.948
Total other operating expenses	214.368.589
GROSS OPERATING INCOME	1.351.103.777
Earnings transferred to the National Development Trust	700.139.522
RESULT OF THE PERIOD	650.964.255
PROFIT SHARING	
Profit transferred to the National Development Trust	700.139.522
Commission for management of the Development Credit Fund	650.964.255
	1.351.103.777

(Continue)

BANCO DE COSTA RICA

Notes to the separate financial statements

March 31, 2020

From November 27, 2014, after Law No. 9274 was reformed (Comprehensive Reform of the Development Banking System), as per article 36, the managing bank will receive a commission of maximum 10% of the earnings, set by the Governing Board, to cover operation costs, services and any other cost arising from managing the investments.

Investments in financial instruments of the Development Credit Fund (FCD) are detailed as follows:

	March 2020
At fair value through other comprehensive income	
¢	118.632.881.113
Interest receivable for investments at fair value through comprehensive income	
	1.088.665.240
¢	<u>119.721.546.353</u>
At fair value through other comprehensive income	
	March 2020
	Fair value
<u>Issuers abroad:</u>	
Government	¢ 2.573.379.150
State-owned Banks	116.059.501.963
¢	<u>118.632.881.113</u>

(Continue)

BANCO DE COSTA RICA

Notes to the separate financial statements

March 31, 2020

Loan portfolio of the Development Credit Fund

The following information contained in notes a) through d) below corresponds to financial information.

a) Loan portfolio by sector

	March 2020
Sector	
Agriculture, livestock, hunting and Related services	¢ 16.848.308.878
Manufacturing	8.126.265.021
Trading	8.000.000
Services	<u>2.667.673.123</u>
	27.650.247.022
Plus: interest receivable	105.922.811
Less deferred income loan portfolio	(316.139.581)
Allowance for impairment	<u>(83.106.698)</u>
	<u>¢ 27.356.923.554</u>

b) Loan portfolio by arrears:

Loan portfolio by arrears is detailed as follows:

	March 2020
Up to date	¢ 27.255.701.512
From 31 to 60 days	<u>394.545.510</u>
	<u>¢ 27.650.247.022</u>

(Continue)

BANCO DE COSTA RICA

Notes to the separate financial statements

March 31, 2020

c) Delinquent and past due loans

Delinquent and past due loans, including loans with interest recognition on cash basis and interest not received on these loans, are summarized as follows:

	March 2020
Delinquent and past due loans with interest recognition	¢ <u>394.545.510</u>
Total of not received interest	¢ <u>12.467.213</u>

d) Interest receivable for loan portfolio

Interest receivable are detailed as follows:

	March 2020
Current loans	¢ <u>101.016.899</u>
Past due loans	<u>4.905.912</u>
	¢ <u>105.922.811</u>

e) Allowance for bad loans

Balance at the beginning of 2020	¢ 70.058.329
Plus:	
Allowance charged to profit or loss	20.632.838
Adjustment for exchange differences	1.188.940
Less:	
Reversion of allowance against income	<u>(8.773.409)</u>
Balance as of March 31, 2020	¢ <u>83.106.698</u>

(Continue)

BANCO DE COSTA RICA

Notes to the separate financial statements

March 31, 2020

f) Loan portfolio by type of guarantee:

The loan portfolio detailed by guarantee is as follows:

	March 2020
Guarantee	
Mortgage	¢ 4.910.620.903
Chattel	11.429.540.941
Other	11.310.085.178
	¢ <u><u>27.650.247.022</u></u>

g) The financial instruments of the Development Credit Fund exposed to credit risk are detailed as follows:

	March 2020
Principal	¢ 27.650.247.022
Interest receivable	105.922.811
	<u>27.756.169.833</u>
Allowance for bad loans	(83.106.698)
Carrying amount	¢ <u><u>27.673.063.135</u></u>
Loan portfolio	
Total balances:	
1	27.356.718.411
3	399.451.422
	<u>27.756.169.833</u>
Minimum allowance	(72.312.495)
Carrying amount, net	¢ <u><u>27.683.857.338</u></u>
Carrying amount	27.756.169.833
Allowance for bad loans	(72.312.495)
(Surplus) inadequacy of allowance	
Over the minimum allowance	(10.794.203)
Carrying amount, net 6 ^a	¢ <u><u>27.673.063.135</u></u>

(Continue)

BANCO DE COSTA RICA

Notes to the separate financial statements

March 31, 2020

The assessed loan portfolio including allowance is detailed as follows:

As of March 31, 2020

Loan portfolio		Direct Loan Portfolio			
		Principal	Covered balance	Overdraft	Allowance
Direct generic allowance 1	¢	<u>27.356.718.411</u>	<u>6.268.487.319</u>	<u>21.088.231.092</u>	<u>70.315.238</u>
		27.356.718.411	6.268.487.319	21.088.231.092	70.315.238
Direct specific allowance 3		<u>399.451.422</u>	<u>399.451.422</u>	<u>0</u>	<u>1.997.257</u>
		399.451.422	399.451.422	0	1.997.257
	¢	<u>27.756.169.833</u>	<u>6.667.938.741</u>	<u>21.088.231.092</u>	<u>72.312.495</u>
Loan portfolio					
Aging of loan portfolio		Direct Loan Portfolio			
Direct generic allowance		Principal	Covered balance	Overdraft	Allowance
Up to date	¢	<u>27.356.718.411</u>	<u>6.268.487.319</u>	<u>21.088.231.092</u>	<u>70.315.238</u>
		27.356.718.411	6.268.487.319	21.088.231.092	70.315.238
Direct specific allowance		Principal	Covered balance	Overdraft	Allowance
Equal to or less than 30 days		<u>177.755.527</u>	<u>177.755.527</u>	<u>0</u>	<u>888.778</u>
Equal to or less than 60 days		<u>221.695.895</u>	<u>221.695.895</u>	<u>0</u>	<u>1.108.479</u>
		<u>399.451.422</u>	<u>399.451.422</u>	<u>0</u>	<u>1.997.257</u>
	¢	<u>27.756.169.833</u>	<u>6.667.938.741</u>	<u>21.088.231.092</u>	<u>72.312.495</u>

(Continue)

BANCO DE COSTA RICA

Notes to the separate financial statements

March 31, 2020

As of March 31, 2020	Loans receivable from clients	
	Gross	Net
Risk category:		
1	¢ 27.356.718.411	27.286.403.172
3	399.451.422	397.454.165
	¢ 27.756.169.833	27.683.857.338

Upon request by the private banks for a change as to operate in accordance with provisions contained in subparagraph ii) of Law N.1644, Organic Law of the National Financial System, the Governing Body of Development Banking, authorizes the managing banks to transfer the funds of the Development Credit Fund, whose refund would be done in monthly installments during a maximum period of six months.

As of March 31, 2020, no transfers of resources have been made from the Development Credit Fund.

37) Transition to the International Financing Reporting Standards (IFRSs)

Through various resolutions, CONASSIF (the Board) agreed to partial adoption, starting January 1, 2004, of IFRSs promulgated by the International Accounting Standards Board (IASB). In order to regulate application of those Standards, the Board issued the Terms of the Accounting Regulations Applicable to Entities Regulated by SUGEF, SUGEVAL, SUPEN, and SUGESE and to Non-financial Issuers and approved a comprehensive revision of those regulations. On March 17, 2007 the Board adopted a comprehensive reform of the "Accounting standards applicable to supervised entities by SUGEF, SUGEVAL, SUPEN and SUGESE and nonfinancial issuers."

On May 11, 2010, the Board issued private letter ruling CNS 413-10 to revise the Accounting Regulations Applicable to Entities Regulated by SUGEF, SUGEVAL, SUPEN, and SUGESE and to Non-financial Issuers (the Regulations), which mandate application by regulated entities of IFRSs and the corresponding interpretations issued by the IASB in effect as of January 1, 2008, except for the special treatment indicated in Chapter II of the aforementioned Regulations.

Pursuant to the Regulations and in applying IFRSs in effect as of January 1, 2008, any new IFRSs or interpretations issued by the IASB, as well as any other revisions of IFRSs adopted that will be applied by regulated entities, will require the prior authorization of CONASSIF.

(Continue)

BANCO DE COSTA RICA

Notes to the separate financial statements

March 31, 2020

On April 4, 2013 C.N.S. 1034/08 was issued, stating that, for the period starting January 1, 2014. IFRS 2011 shall be applied with exception of special treatments referred to in Chapter II of the rules for regulated financial entities.

Following are some of the main differences between the accounting standards issued by the Board and IFRSs, as well as the IFRSs or interpretations of the International Financial Reporting Interpretations Committee (IFRICs) yet to be adopted:

a) IAS 1: Presentation of Financial Statements

New IAS I is effective as from the periods beginning on or after January 1, 2009.

The presentation of financial statements required by the Board differs in some respects from presentation under IAS 1. Following are some of the most significant differences:

SUGEF Standards do not allow certain transactions, such as clearing house balances, gains or losses on the sale of financial instruments, income taxes, among others, to be presented on a net basis. Given their nature, IFRSs require those balances to be presented net to prevent assets and liabilities or profit or loss from being overstated.

b) IAS 1: Presentation of Financial Statements (revised)

This standard is applicable for periods beginning on or after July 1, 2012. The changes that have been included in IAS 1 are specific paragraphs related to the presentation of other comprehensive income. These changes will require the other comprehensive income to be presented separating those that cannot be reclassified subsequently to the income statement and those that may be reclassified subsequent to the income statement if certain specific conditions are met.

IAS 1 requires an entity to disclose reclassification adjustments and income tax relating to each component of other comprehensive income. Reclassification adjustments are amounts reclassified to profit or loss in the current period that were previously recognized in other comprehensive income.

Revised IAS I changes the name of some financial statements, using "statement of financial position" instead of balance sheet.

IAS I requires an entity to present a statement of financial position as at the beginning of the earliest comparative period in a complete set of financial statements when the entity applies an accounting policy retrospectively or makes retrospective restatement.

(Continue)

BANCO DE COSTA RICA

Notes to the separate financial statements

March 31, 2020

The financial statements presentation format is determined by the Board and can be different from the options permitted on certain IFRS and IAS.

c) IAS 7: Statements of Cash Flows

The Board has only authorized preparation of the cash flow statement using the indirect method. The direct method is also acceptable under IAS 7.

d) IAS 8: Accounting Policies. Changes in Accounting Estimates and Errors

In some cases, SUGEF has authorized the reporting of notices of deficiencies received from Tax Authorities against prior period retained earnings.

e) IAS 12: Income tax

A company recognizes all the tax consequences of the payment of dividends in the same way as the income tax.

f) IAS 16: Property, Plant and Equipment

The Standard issued by the Board requires the revaluation of property through appraisals made by independent appraisers at least once every five years, eliminating the option to carry these assets at cost or to revalue other types of assets.

Furthermore, SUGEF permits the conversion (capitalize) of the surplus revaluation directly in equity (only for state banks), without having to relocate previously to retained earnings, as required by IAS 16.

Moreover, under IAS 16, depreciation continues on property, plant and equipment, even if the asset is idle. The Standard issued by the Board allows entities to suspend the depreciation of idle assets and reclassify them as realizable assets.

g) IAS 18: Revenue

The Board has allowed regulated financial entities to recognize loan fees and commissions collected prior to January 1, 2003 as revenue. Additionally, the Board has permitted the deferral of the credit fee formalization of 25%, 50%, and 100% of loan fees and commissions for transactions completed in 2003, 2004, and 2005, respectively. IAS 18 prescribes deferral of 100% of those fees and commissions over the loan term.

(Continue)

BANCO DE COSTA RICA

Notes to the separate financial statements

March 31, 2020

The Board has also allowed deferral of the net excess of loan fee income minus expenses incurred for activities such as assessment of the borrower's financial position, evaluation and recognition of guarantees, sureties, or other collateral instruments, negotiation of the terms of the instrument, preparation and processing of documents, and settlement of the operation. IAS 18 does not allow deferral on a net basis of loan fee income. Instead, it prescribes deferral of 100% of loan fee income, and permits the deferral of only certain incremental transaction costs, rather than all direct costs. Accordingly, when costs exceed income, loan fee income is not deferred, since the Board only allows the net excess of income over expenses to be deferred. This treatment does not conform to IAS 18 and IAS 39, which prescribe separate treatment for income and expenses (see comments on IAS 39).

From January 1, 2014 the treatment of loan commissions was implemented as directed in IAS 18.

h) Revised IAS 19: Employee Benefits

This standard is modified to recognize that the discount rate to be used must correspond with bonds in local currency.

The transition date is for periods beginning on or after January 1, 2016 and may be applied in advance, disclosing that fact. Any adjustment for its application must be made against retained earnings at the beginning of the period.

This standard is for application in the periods that begin in or after January, 1, 2013. It includes changes referring to the benefit plans defined for which it previously required that the measurements of the actuarial appraisals were recognized in the income statement or in the other comprehensive income. The new IAS 19 will require the changes in measurements to be included in other comprehensive income and the cost of services and net interest to be included in the income statement.

i) IAS 21: The Effects of Changes in Foreign Exchange Rates

The Board requires that the financial statements of regulated entities to be presented in colones as the functional currency.

j) IAS 23: Borrowing costs

A company treats as part of the general financing any financing originally made to develop an asset when an asset is ready for use or sale.

(Continue)

BANCO DE COSTA RICA

Notes to the separate financial statements

March 31, 2020

k) IAS 24: Related Party Disclosures

The International Accounting Standards Board revised IAS 24 in 2009 in order to: (a) simplify the definition of "related parties", clarify the meaning to be given to this term and eliminate the incoherencies of the definition; (b) Provide a partial exemption from the requirement of information disclosed by entities related to the government.

This standard will be applied retroactively for the annual periods starting as from January 1, 2011.

l) IAS 27: Consolidated and Separate Financial Statements

The Board requires that the financial statements of a parent entity to be presented separately, measuring its investments by the equity method. Under IAS 27, a parent is required to present consolidated financial statements. A parent company needs not to present consolidated financial statements when the ultimate or any intermediate parent of the parent produces consolidated financial statements available for public use, provided certain other requirements are also met. However, in this case, IAS 27 requires that investments be accounted for at cost.

In the case of financial groups, the holding company must consolidate the financial statements of all of the companies of the group in which it holds an ownership interest of twenty-five percent (25%) or more, irrespective of control. For such purposes, proportionate consolidation should not be used, except in the consolidation of investments in joint ventures.

Amended IAS 27 (2008) requires accounting for changes in ownership interests by the Bank in a subsidiary, while maintaining control, to be recognized as an equity transaction. When the Bank loses control of a subsidiary, any interest retained in the former subsidiary will be measured at fair value with the gain or loss recognized in profit or loss. The amendments to IAS 27 became mandatory for the Bank's 2010 consolidated financial statements. These amendments have not been adopted by the Board.

The objective of this standard is to describe accounting treatment and disclosures required by subsidiaries, joint ventures and associates when the entity presents separate financial statements.

(Continue)

BANCO DE COSTA RICA

Notes to the separate financial statements

March 31, 2020

m) IAS 28: Investments in Associates and Joint Ventures

The Board requires consolidation of investments in companies in which an entity holds twenty-five percent (25%) or more equity interest, irrespective of any considerations of control. Such treatment does not conform to IAS 27 and IAS 28.

The objective of this standard is to describe the accounting treatment for Investments in partners and it determines the requirements for the application of the method of equity participation when recording investments in associates and joint ventures.

n) Revised IAS 32: Financial Instruments: Presentation

Revised IAS 32 provides new guidelines clarifying the classification of financial instruments as liabilities or equity (e.g. preferred shares), SUGIVAL determines whether those shares fulfill the requirements of capital stock.

o) Amendments to IAS 32: Financial Instruments - Presentation and IAS 1: Presentation of Financial Statements - Puttable Financial Instruments and Obligations Arising on Liquidation

The amendments to the standards require puttable instruments and instruments that impose on the entity an obligation to deliver to another party a pro rata share of the net assets of the entity only on liquidation to be classified as equity if certain conditions are met. These changes have not been adopted by the Board.

p) IAS 37: Provisions, Contingent Liabilities and Contingent Assets

SUGEF requires that a provision for possible losses must be booked for contingent assets. IAS 37 does not allow this type of provision.

q) IAS 38: Intangible Assets

The commercial banks listed in article 1 of Internal Regulations National Banking System (Law No. 1644) may present organization and installation expenses as an asset in the balance sheet, however, those expenses must be fully amortized on the straight-line method over a maximum of five years. Similar procedure and term must be used for the amortization of goodwill acquired.

Automatic applications should be amortized systematically by the straight line method during the term which produces economic benefits; such term could not exceed five years. Similar proceeding applies to obtained goodwill.

(Continue)

BANCO DE COSTA RICA

Notes to the separate financial statements

March 31, 2020

IAS 38 allows different methods to distribute an asset amortizable amount during useful life. Useful life of automatic applications could be longer than five years as stated by CONASSIF standards.

On the other hand, IFRS do not require annual goodwill amortization, only yearly assessment for impairment is required.

r) IAS 39: Financial Instruments: Recognition and Measurement

The Board requires that the loan portfolio be classified pursuant to SUGEF Directive 1-05 and that the allowance for loan impairment be determined based on that classification. It also allows excess allowances to be booked. IAS 39 requires that the allowance for loan impairment be determined based on a financial analysis of actual losses. IAS 39 also prohibits the recording of provisions for contingent accounts. Any excess allowances must be reversed in the income statement.

Revised IAS 39 introduced changes with respect to classification of financial instruments, which have not been adopted by the Board. The revised version includes the following changes:

- The option of classifying loans and receivables as available for sale was established.
- Securities quoted in an active market may be classified as available for sale, held-for-trading, or held to maturity.
- The "fair value option" was established to designate any financial instrument to be measured at fair value through profit or loss, provided a series of requirements are met (e.g. the instrument has been measured at fair value since the original acquisition date.)
- The category of loans and receivables was expanded to include purchased loans and receivables that are not quoted in an active market.

The Board has also allowed capitalization of direct costs incurred for assessment of the borrower's financial position, evaluation and recognition of guarantees, sureties, or other collateral instruments, negotiation of the terms of the instrument, and preparation and processing of documents, net of income from loan fees. However, IAS 39 only permits capitalization of incremental transaction costs, which are to be presented as part of the financial instrument and may not be netted against loan fee income (see comments on IAS 18).

(Continue)

BANCO DE COSTA RICA

Notes to the separate financial statements

March 31, 2020

Regular purchases and sales of securities are to be recognized using the settlement date accounting only.

The amendment to IAS 39 clarifies the existing principles that determine whether specific risks or portions of cash flows are eligible for designation in a hedging relationship. The amendments to IAS 39 became mandatory for 2010 financial statements, with retrospective application. This amendment has not been adopted by the Board.

s) IAS 40: Investment Property

IAS 40 allows entities to choose between the fair value model and the cost model to measure their investment property. The Standard issued by the Board only allows entities to use the fair value model to measure this type of assets, unless clear evidence for determining the fair value of the assets is unavailable.

t) Revised IFRS 3: Business Combinations

The revised standard (2008), incorporates the following changes:

- The definition of a business has been broadened, which is likely to result in more acquisitions being treated as business combinations.
- Contingent consideration will be measured at fair value, with subsequent changes therein recognized in profit or loss.
- Transaction costs, other than share and debt issue costs, will be expensed as incurred.
- Any pre-existing interest in the acquirer will be measured at fair value, with the related gain or loss recognized in profit or loss.
- Any non-controlling (minority) interest will be measured at either fair value, or at its proportionate interest in the identifiable assets and liabilities of the acquirer, on a transaction-by-transaction basis.

Revised IFRS 3, which became mandatory for 2010 financial statements, will be applied prospectively. This Standard has not been adopted by the Board.

(Continue)

BANCO DE COSTA RICA

Notes to the separate financial statements

March 31, 2020

u) IFRS 5: Non-current Assets Held for Sale and Discontinued Operations

The Board requires that an allowance be booked for 100% of the carrying amount of assets that have not been sold within two years. IFRS 5 requires that such assets be recorded and measured at the lower of cost or fair value, discounting the future cash flows of assets to be sold in more than one year. Accordingly, assets could be understated, with excess allowances.

v) Amendments to IFRS 7: Financial Instruments – Disclosures

In March 2009, the IASB issued certain amendments to IFRS 7, Financial Instruments: Disclosure, which requires enhanced disclosures about fair value measurements and liquidity risk in respect of financial instruments.

The amendments require that fair value measurement disclosures use a three-level fair value hierarchy that reflects the significance of the inputs used in measuring fair values of financial instruments. Specific disclosures are required when fair value measurements are categorized as Level 3 (significant unobservable inputs) in the fair value hierarchy. The amendments require that any significant transfers between Level 1 and Level 2 of the fair value hierarchy be disclosed separately, distinguishing between transfers into and out of each level. Furthermore, changes in valuation techniques from one period to another, including the reasons therefor, are required to be disclosed for each class of financial asset.

Furthermore, the definition of liquidity risk has been amended and it is now defined as the risk that an entity will encounter difficulty in meeting obligations associated with financial liabilities that are settled by delivering cash or another financial asset.

The amendments require disclosure of a maturity analysis for non-derivative and derivative financial liabilities, but contractual maturities are required to be disclosed for derivative financial liabilities only when contractual maturities are essential for an understanding of the timing of cash flows. For issued financial guarantee contracts, the amendments require the maximum amount of the guarantee to be disclosed in the earliest period in which the guarantee could be called. These amendments have not been adopted by the Board.

(Continue)

BANCO DE COSTA RICA

Notes to the separate financial statements

March 31, 2020

w) IFRS 9: Financial Instruments

IFRS 9 deals with classification and measurement of financial assets. The requirements of this Standard represent a significant change from the existing requirements in IAS 39 in respect of financial assets. The Standard contains two primary measurement categories for financial assets: amortized cost and fair value. The Standard eliminates the existing IAS 39 categories of held to maturity, available for sale, and loans and receivables. For an investment in an equity instrument which is not held for trading, the Standard permits an irrevocable election, at initial recognition, on an individual share-by-share basis, to present all fair value changes in other comprehensive income. No amount recognized in other comprehensive income would ever be reclassified to profit or loss at a later date.

The standard requires that derivatives embedded in contracts with a host contract that is a financial asset within the scope of the standard not to be separated; instead the hybrid financial instrument is assessed in its entirety as to whether it should be measured at amortized cost or fair value.

This standard requires entities to determine whether presenting the effects of changes in the credit risk of a liability designated at fair value through profit or loss would create an accounting mismatch based on facts and circumstances at the date on which the financial liability is initially recognized.

The objective of this IFRS is to establish the principles for the financial information about financial assets so that it will present useful and relevant information for the users of the financial statements facing the evaluation of the amounts, schedule and uncertainty of the future cash flows of the entity. The standard includes three chapters on recognition, impairment of financial assets and heading instruments.

This standard supersedes IFRS 9 (2009), IFRS 9 (2010) and IFRS 9 (2013). However, for annual periods beginning in or before January 1, 2018, and entity may elect to apply previous versions of IFRS 9 if, and only if the corresponding date of the entity initial application is prior to February 1, 2015.

x) IFRS 10: Consolidated Financial Statements

IFRS 10, Consolidated Financial Statements provides a revised definition of control and a related application. It replaces IAS 27 (2008) and IAS 12, Consolidation - Entities with a special purpose, and applies to all investees.

Early application is permitted. Entities adopting IFRS 10 in advance will also have to adopt IFRS 11, IFRS 12, IAS 27 (2011) and IAS 28 (2011) at the same time and report the fact.

(Continue)

BANCO DE COSTA RICA

Notes to the separate financial statements

March 31, 2020

When there is no change in the decision to consolidate between IAS 27 (2008) / SIC-12 and IFRS 10, the investor is not required to make adjustments in the accounting for its participation in the investee.

When application of this IFRS results in an investor consolidating an investee that is a business not previously consolidated, the investor:

- 1) must determine the date when the investor obtained control of that investee on the basis of the requirements of this IFRS; and
- 2) will assess the assets, liabilities, and non-controlling interests as if acquisition accounting had been applied from that date.

If (2) is impracticable, then the deemed acquisition date must be the beginning of the earliest period for which retroactive application is practicable, which may be the current period.

The standard is effective for annual periods beginning on or after January 1, 2013. Earlier application is permitted. This standard has not been adopted by the Board.

y) IFRS 11: Joint Arrangements

This standard was issued in May 2011 with an effective date of January 1, 2013. The Standard addresses the inconsistencies in the accounting for joint arrangements and requires a single accounting treatment for interests in jointly controlled entities. This standard has not been adopted by the Board.

The objective of this IFRS is to establish principles for joint arrangements disclosures.

It supersedes IAS 31, Interest in Joint Ventures and SIC 13, Jointly Controlled Entities, nonmonetary contributions by ventures.

z) IFRS 12: Disclosure of Interests in Other Entities

This Standard was issued in May 2011 with an effective date of January 1, 2013. This Standard requires an entity to disclose information that enables users of financial statements to evaluate the nature and financial effects of its investments in other entities, including joint arrangements, associates, structured entities, and "off balance" activities. This Standard has not been adopted by the Board.

(Continue)

BANCO DE COSTA RICA

Notes to the separate financial statements

March 31, 2020

aa) IFRS 13: Fair Value Measurement

This Standard was issued in May 2011 and clarifies the definition of fair value, establishes a single procedure for measuring fair value, and defines the measurements and applications required or permitted by IFRSs. This Standard is to be applied for annual periods beginning on or after January 1, 2013. Earlier application is permitted. This Standard has not been adopted by CONASSIF.

This standard is applicable for periods beginning on or after January 1, 2013. This IFRS defines "fair value", establishes a single conceptual framework in IFRS to measure fair value and requires disclosures about the measurement of fair value. This IFRS applies to other IFRSs that allow measurement at fair value.

bb) IFRS 15: Revenue from Contracts with Customers

International Financial Reporting standard IFRS 15, Revenue derived from contracts and clients established principles for presentation of useful information to users of the financial statements about the nature, amount, schedule and uncertainty of revenue and cash flows arising from an entity's contracts with their customers.

IFRS 15 applies to annual periods that begin in or after January 1, 2017. Earlier application is permitted.

IFRS 15 supersedes:

- a. IAS 11: Construction Contracts;
- b. IAS 18: Revenue;
- c. IFRIC 13: Customer loyalty programs;
- d. IFRIC 15: Agreements for the construction of real estate;
- e. IFRIC 18: Transfer of assets from customers; and
- f. SIC-31 Revenue —Barter transactions involving advertising services.

Revenue is important information for users of financial statements, assessing the situation and financial performance of an entity. However, the above requirements for the recognition of revenue on International Financial Reporting Standards (IFRS) differ from accounting principles generally accepted in the United States of America (US GAAP) and both requirements sets needed improvement. The requirements for recognition of revenue from previous IFRS provided limited guidance and, therefore, the two main standards for the recognition of revenue, IAS 18 and IAS 11, could be difficult to apply to complex transactions. Furthermore, IAS 18 provided limited guidance on many important issues of revenue, such as accounting of agreements with multiple elements. Instead, US GAAP comprised broader aspects in the recognition of revenue, along with numerous requirements for industries or specific transactions, which resulted in a different accounting of similar transactions.

(Continue)

BANCO DE COSTA RICA

Notes to the separate financial statements

March 31, 2020

Therefore, the International Accounting Standards Board (IASB) and the issuer of national standards in the United States, the Financial Accounting Standards Board (FASB), initiated a joint project to clarify the principles for recognition of revenue and to develop a common standard for revenue to IFRS and US GAAP that:

- a. Eliminates inconsistencies and weaknesses of the above requirements on revenue;
- b. Provides a solid framework to address the problems of revenue;
- c. Improves comparability of recognition practices of revenue between entities, industries, jurisdictions and capital market;
- d. Provides more useful information to users of the financial statements through disclosure requirements improved; and
- e. Simplify the preparation of the financial statements, reducing the number of requirements that an entity must refer.

The basic principle of IFRS 15 is that an entity recognizes revenue to represent transfer of goods or services committed to customers in exchange for an amount that reflects the consideration to which the entity expects to be entitled to exchange of such goods or services. An entity recognizes revenue in accordance with the basic principle by applying the following steps:

- a. Step 1: Identify the contract (contracts) with the client - a contract is an agreement between two or more parties that creates enforceable rights and obligations. The requirements of IFRS 15 apply to each contract which has been agreed with a client and meets the specified criteria. In some cases, IFRS 15, requires an entity to combine contracts and accounted for as one. IFRS 15 also provides requirements for the posting contracts changes.
- b. Step 2: Identify performance obligations in the contract - a contract includes commitments to transfer goods or services to a customer. If goods or services are different, commitments and performance obligation are accounted for separately. A good or service different if the client can take advantage of the good or service itself or with other resource that are available to the customer and commitment of the institution to transfer the good or service to the customer is separately recognizable from other contract commitments.
- c. Step 3: To determine the transaction Price - the Price of transaction is the amount of consideration in a contract to which an entity expects to be entitled in exchange for the transfer of goods or services involved with the client. The transaction price can be a fixed amount of the consideration for the client, but may sometimes include a variable compensation in cash or other form. The transaction price is also adjusted by the value of money over time if the contract includes a significant financing component, as well as

(Continue)

BANCO DE COSTA RICA

Notes to the separate financial statements

March 31, 2020

any consideration payable to the customer. If the consideration is variable, an entity shall estimate the amount of the consideration to which it shall be entitled to the exchange for goods or services involved. The estimated variable compensation amount is included in the price of transaction only to the extent that is highly likely that a significant reversal of the amount of income recognized accumulated to not occur when the uncertainty associated with the variable compensation was subsequently resolved.

- d. Step 4: Allocate the transaction price between performance obligations of the contract - an entity usually allocates the transaction price to each performance obligation based on the relative independent selling prices of each good or service involved in the contract. If a selling price is not observable independently, an entity shall estimate. Sometimes, the transaction price includes a discount or a variable amount of the consideration that relates entirely to a part of the contract. The requirements specify when an entity assigns the discount or variable consideration to one or more, but not all the performance obligations (different goods or services) of the contract.
- e. Step 5: Recognize revenue when (or as) the entity satisfies a performance obligation -an entity recognizes the revenue when (or as) it satisfies a performance obligation by transferring goods or services committed to the client (which is when the customer obtains control of that good or service). The amount of income recognized is the amount allocated to the performance obligation satisfied. A performance obligation can be met at any given time (usually for commitments to serve the customer). For performance obligations that are satisfied overtime, an entity recognizes revenue over time by selecting an appropriate method to measure the progress of the entity toward complete satisfaction of that performance obligation.

cc) IFRIC 10: Interim Financial Reporting and Impairment

This statement prohibits the reversal of an impairment loss recognized in a previous interim period, regarding to surplus value, investment in an equity instrument or a financial asset booked at cost, IFRIC 10 applies to surplus value, investment in equity instruments and financial assets booked at cost starting from the date the first time the criteria of measurement of NIC 36 and NIC 39 was applied (i.e. January 1, 2004). The Board allows reversal of estimates.

dd) IFRIC 12: Services Concession Arrangements

This interpretation provides guidelines for the posting of public service concession arrangements to a private operator. This interpretation applies both to:

- The infrastructure that the operator builds or purchases from a third party. to be used for the provision of services agreements; and

(Continue)

BANCO DE COSTA RICA

Notes to the separate financial statements

March 31, 2020

- Existing infrastructure to which the operator has access in order to provide the services established in the agreement.

IFRIC 12 is mandatory for financial statements as of July 1, 2009. This IFRIC has not been adopted by the Board.

ee) IFRIC 13: Customer Loyalty Programs

This interpretation provides guidance to the entity that grants credits -awards to its customers for loyalty as part of sales transaction which, subject to compliance with any additional condition established as a requirement, the customer can redeem in the future in form of goods, free services or discounts. IFRIC 13 is mandatory for financial statements starting from January 1, 2011. This IFRIC has not been adopted by the Board.

ff) IFRIC 14, IAS 19: Limit on Defined Benefit Asset, Minimum Funding Requirement and their Interaction

This interpretation applies to benefits defined for former employees and other long term benefits for employees. It also considers requirements to maintain a minimum level of funding to any requirement to fund a benefits plan for former employees or other long term benefits plans. It also covers the situation where a minimum level of funding may result in a liability. The IFRIC 14 is mandatory for financial statements starting from January 1, 2011, which retrospective application. This IFRIC has not been adopted by the Board.

gg) IFRIC 16: Hedges of a Net Investment in a Foreign Operation

This interpretation allows an entity using step considerations to choose an accounting policy that covers the risk of exchange rate, in order to determine the accumulative adjustment of currency conversion that is reclassified in results for the disposal of net investments in abroad business, as if the direct method has been used. The IFRIC 16 is mandatory for financial statements as of July, 1, 2009. The Board has not adopted his standard.

hh) IFRIC 17: Distribution of Non-Cash Assets to Owners

This interpretation provides guidance for accounting dividends payable distributed using non- cash assets, at the beginning and the end of the period.

If an entity declares dividends to be distributed through non- cash assets, after the closing of a reported period but before the financial statements are authorized to be issued, it will disclose:

(Continue)

BANCO DE COSTA RICA

Notes to the separate financial statements

March 31, 2020

- a) The nature of the asset to be distributed;
- b) The carrying amount of the asset at the closing date; and
- c) If the fair values are determined, wholly or partially, by reference to price quotes published in an active market or are estimated using a valuation method, as well as the method used to determine the fair value and the assumptions applied when using a valuation method.

IFRIC 17 is mandatory for financial statements starting from July 1, 2009. This standard has not been adopted by the Board, Its application is prospective; a retrospective application is not permitted.

ii) IFRIC 18: Transfer of Assets from Customers

This interpretation offers guidance for accounting of transfers of property, plant and equipment for entities receiving such transfer from customers, as well as those agreements in which an entity receives cash from customers and must use the cash amount only for construction or purchasing property, plant and equipment. This IFRIC is mandatory for financial statements from July 1, 2009. This IFRIC has not been adopted by the Board.

jj) IFRIC 19: Extinguishing Financial Liabilities with Equity Instruments

This interpretation provides guidance for accounting renegotiated terms of financial liability and give rise to the entity that issues the equity instruments to extinguish the financial liability totally or in part, IFRIC 19 is mandatory for financial statements starting from July 1, 2010. This IFRIC has not been adopted by the Board.

kk) IFRIC 17: Distributions of Non- Cash Assets to Owners

This IFRIC is mandatory for financial statements from July 1, 2009. Its application is prospective; a retrospective application is not permitted.

ll) IFRIC 18: Transfer of Assets from Customers

This interpretation is mandatory for financial statements form July 1, 2009. This interpretation is applicable to entities that transfer assets to other entities for goods or services of different nature, for which an income has to be recognized due to the difference in value.

(Continue)

BANCO DE COSTA RICA

Notes to the separate financial statements

March 31, 2020

mm) IFRIC 19: Extinguishing Financial Liabilities with Equity Instruments

IFRIC 19 is mandatory for financial statements starting from July 1, 2010.

nn) IFRIC 21: Levies

This interpretation addresses the accounting of a liability to pay a levy if that liability is within IAS 37. It also addresses the accounting of a liability to pay a levy where the amount and maturity are true.

This interpretation does not address the accounting of cost arising from the recognition of a liability to pay a levy. Entities should apply other standards to decide whether the recognition of a liability to pay a tax results in an asset or an expense.

The event that triggers the obligation and results in a liability to pay a levy is the activity that produces the levy payment, as established by law. For example, if the activity that results in the levy payment is to generate an income from ordinary activities in this period, and the calculation of this tax is based on income from ordinary activities that took place in an earlier period, the event that results in the obligation of the levy is the income generation in the current period. Generating revenue in the previous periods is necessary, but not sufficient to create a present obligation.

An entity does not have an implied obligation to pay a levy to be generated by future period operation; as a result, the entity is economically compelled to continue operating in that future period.

The preparation of financial statements under the going concern assumption does not imply that an entity has a present obligation to pay a levy to be generated by operations in future periods.

The liability to pay a levy is recognized progressively if the event results in the obligation over a period (for example, if the activity that generates the payment of the tax occurs as established by law, over a period). For example, if the event that results in the obligation is the generation of a regular income for activities over a period, the corresponding liability is recognized as the entity produces that income.

An entity shall apply this interpretation for annual periods beginning on or after January 1, 2014.

(Continue)

BANCO DE COSTA RICA

Notes to the separate financial statements

March 31, 2020

oo) Amendments to Existing Standards:

Employee Benefits
(Amendment to IAS19)

This standard is modified to recognized the discount rate to be used corresponding with local currency bonds.

The transition date is for annual periods that begin in or after January 1, 2016; it may be applied in advance and disclose that fact. Any application adjustment must be made against retained earnings at the beginning of the period.

This standard is for application in the periods that begin in or after January 1, 2013. It includes changes referring to the benefit plans defined for which it previously required that the re measurement of the actuarial appraisals were recognized in the income statement or in other integral results. The new IAS 19 will require changes in the measurements to be included in other integral results and the cost of services and net interest to be included in the income statement.

Sales or Contribution of Assets between an Investor and its Associate or Joint Venture
(Amendments to IFRS 10 and IAS 28)

Loss of Control

When a controlling company loses control of a subsidiary, the controlling company:

- a. Will derecognize assets and liabilities of former subsidiary of the consolidated statement of financial position.
- b. Recognizes an investment retained in the former subsidiary at fair value and subsequently accounted for this investment and the amount owed by or to the former subsidiary thereof, in accordance with relevant IFRS's. This retained interest at fair value is measured again, as described in paragraph B98 (b) (iii) and B99(a). The value measured again, if applicable, at the date when control is lost, is regarded as the fair value on initial recognition of financial assets, in accordance with IFRS 9 or cost on initial recognition of an investment in an associate or joint venture.
- c. Will recognize gain or loss associated with the loss of control of previous controlling company as specified in paragraphs B98 to B99A.

(Continue)

BANCO DE COSTA RICA

Notes to the separate financial statements

March 31, 2020

Sale or Contribution of Assets between an Investor and its Associate or Joint Venture (Amendments to IFRS 10 and IAS 28).

Issued in September 2014, it amended paragraphs 25 and 26 and added paragraph B99A. An entity will apply such amendments in a prospective manner to transactions that take place in annual periods starting as of January 1, 2016. Early application is allowed. If an entity applied the amendments earlier, this must be disclosed.

Accounting for Acquisition of Interests in Joint Operations (Amendments to IFRS11)

This IFRS requires the acquirer of an interest in a joint venture whose activity is a business, as defined in IFRS Business Combinations, to apply all the principles on accounting for business combinations of IFRS 3 and other IFRS, except those in conflict with the guidelines of this IFRS. In addition, the acquirer shall disclose the information required by IFRS 3 and other IFRS for business combinations.

Accounting for Acquisition of Interests in Joint Operations (Amendments to IFRS 11), issued in May 2014, amended the heading after paragraph B33 and added paragraphs.

If an entity applies these amendments but doesn't apply IFRS 9, the reference in these amendments to IFRS 9 shall be read as a reference to IAS 39, Financial Instruments: Recognition and Measurement. Amendments to IFRS 11, May, 2014. An entity shall apply those amendments prospectively for annual periods that begin in or after January 1, 2016. Earlier application is permitted. If an entity applies these amendments for a period beginning before, it will disclose that fact.

Equity Method in Separate Financial Statements (Amendments to IAS 27)

Separate financial statements are those presented by a controller (inverter with control on a subsidiary) or an investor with joint control in an investee or significant influence over it. Subject to the requirements of this standard, an entity may choose to account for its investment in subsidiaries, joint ventures and associates at cost, in accordance with IFRS 9, Financial Instruments, or using the equity method as described in IAS 28, Investments in associates and joint ventures.

When an entity prepares separate financial statements, it shall account for investments in subsidiaries, joint ventures and associates:

- a. at cost, or;
- b. in accordance with IFRS 9; or
- c. Using the equity method as described in IAS 28.

(Continue)

BANCO DE COSTA RICA

Notes to the separate financial statements

March 31, 2020

An entity shall apply the same accounting for each category of investment. The accounted investments are registered at cost or using the equity method in accordance with IFRS 5, non-current assets held for sale and discontinued operations, in cases where they are classified as held for sale or for distribution (or included in a group of assets for disposal that are classified as held for sale or for distribution). Under these circumstances, the measurement of investments accounted is not amended in accordance with IFRS 9.

The equity method in separate financial statements (Amendments to IAS 27), issued in August, 2014, amended paragraphs 4 to 7, 10, 11 B and 12. An entity shall apply those amendments for annual periods beginning on or after January 1, 2016, retrospectively, in accordance with IAS 8, Accounting Policies, changes in Accounting Estimates and Errors. Earlier application is permitted. If an entity applies these amendments for a period beginning before, it will disclose that fact.

Novation of Derivatives and Continuation of Hedge Accounting (Amendments to IAS 39)

This document established amendments to IAS 39, Financial Instruments: Recognition and Measurement. These amendments result from proposals of the standard project 2013/2: Novation of Derivatives and Continuation of Hedge Accounting, and the corresponding responses received (Proposed Amendments to IAS 39 and IFRS 9) was published in February 2013.

IASB has amended IAS 39 to discontinue exempting the hedge accounting when the novation of a derivative designed as a hedging instrument meets certain conditions. A similar exception will be included in IFRS 9, Financial Instruments.

It is effective from annual periods beginning on or after January 1, 2014.

Disclosure of the recoverable amount of non-financial assets

This document establishes the amendments to IAS 36, Impairment of Assets, The amendments result from proposal of the standard project 2013/1, Disclosure of the recoverable amount of non-financial assets and corresponding response received (Proposed Amendments to IAS 36) that was published in January 2013.

In May 2013, paragraphs 130 and 134, and the heading above paragraph 138, were amended. An entity shall apply those changes retroactively to annual periods beginning on or after January 1, 2014. Early application is permitted. An entity shall not apply those modifications to periods (including comparative periods) in which IFRS 13 does not apply.

(Continue)

BANCO DE COSTA RICA

Notes to the separate financial statements

March 31, 2020

The changes made in this document along the disclose requirements to IAS 36 with the original intention of the IASB. For the same reason, the IASB also amended IAS 36 to require amount of assets that present impairment is based on fair value less cost of disposal, consistent with the disclosure requirements for impairment assets presented in U.S. GAAP.

pp) Amendments to existing standards:

Employee benefits
(Amendments to IAS 19)

This standard is modified to recognized the discount rate to be used corresponding with local currency bonds.

The transition date is for annual periods that begin in or after January 1, 2016; it may be applied in advance and disclose that fact. Any application adjustment must be made against retained earnings at the beginning of the period.

This standard is for application in the periods that begin in or after January 1, 2013. It includes changes referring to the benefit plans defined for which it previously required that the re measurement of the actuarial appraisals were recognized in the income statement or in other comprehensive income. The new IAS 19 will require changes in the measurements to be included in other comprehensive income and the cost of services and net interest to be included in the income statement.

Sales or Contribution of Assets between an Investor and its Associate or Joint Venture
(Amendments to IFRS 10 and IAS 28)

Loss of Control

When a controlling company loses control of a subsidiary, the controlling company:

- a) Will derecognize assets and liabilities of former subsidiary of the consolidated statement of financial position.
- b) Recognizes an investment retained in the former subsidiary at fair value and subsequently accounted for this investment and the amount owed by or to the former subsidiary thereof, in accordance with relevant IFRS's. This retained interest at fair value is measured again, as described in paragraph B98 (b) (iii) and B99(a). The value measured again, if applicable, at the date when control is lost, is regarded as the fair value on initial recognition of financial assets, in accordance with IFRS 9 or cost on initial recognition of an investment in an associate or joint venture.

(Continue)

BANCO DE COSTA RICA

Notes to the separate financial statements

March 31, 2020

- c) Will recognize gain or loss associated with the loss of control of previous controlling company as specified in paragraphs B98 to B99A.

Sale or Contribution of Assets between an Investor and its Associate or Joint Venture (Amendments to IFRS 10 and IAS 28).

Issued in September 2014, it amended paragraphs 25 and 26 and added paragraph B99A. An entity will apply such amendments in a prospective manner to transactions that take places in annual periods starting as of January 1, 2018. An early application is allowed. If an entity applied the amendments earlier, this must be disclosed.

Accounting for Acquisition of Interests in Joint Operations (Amendments to IFRS11)

This IFRS requires the acquirer of an interest in a joint venture whose activity is a business, as defined in IFRS Business Combinations, to apply all the principles on accounting for business combinations of IFRS 3 and other IFRS, except those in conflict with the guidelines of this IFRS. In addition, the acquirer shall disclose the information required by IFRS 3 and other IFRS for business combinations.

Accounting for Acquisition of Interests in Joint Operations (Amendments to IFRS 11), issued in May 2014, amended the heading after paragraph B33 and added paragraphs.

If an entity applies these amendments but doesn't apply IFRS 9, the reference in these amendments to IFRS 9 shall be read as a reference to IAS 39, Financial Instruments: Recognition and Measurement. Amendments to IFRS 11, May, 2014. An entity shall apply those amendments prospectively for annual periods that begin in or after January 1, 2016. Earlier application is permitted. If an entity applies these amendments for a period beginning before, it will disclose that fact.

Equity Method in Separate Financial Statements (Amendments to IAS 27)

Separate financial statements are those presented by a controller (inverter with control on a subsidiary) or an investor with joint control in an investee or significant influence over it. Subject to the requirements of this standard, an entity may choose to account for its investment in subsidiaries, joint ventures and associates at cost, in accordance with IFRS 9, Financial Instruments, or using the equity method as described in IAS 28, Investments in associates and joint ventures.

When an entity prepares separate financial statements, it shall account for investments in subsidiaries, joint ventures and associates:

(Continue)

BANCO DE COSTA RICA

Notes to the separate financial statements

March 31, 2020

- a) at cost, or;
- b) in accordance with IFRS 9; or
- c) Using the equity method as described in IAS 28.

An entity shall apply the same accounting for each category of investment. The accounted investments are registered at cost or using the equity method in accordance with IFRS 5, non-current assets held for sale and discontinued operations, in cases where they are classified as held for sale or for distribution (or included in a group of assets for disposal that are classified as held for sale or for distribution). Under these circumstances, the measurement of investments accounted is not amended in accordance with IFRS 9.

The equity method in separate financial statements (Amendments to IAS 27), issued in August, 2014, amended paragraphs 4 to 7, 10, 11 B and 12. An entity shall apply those amendments for annual periods beginning on or after January 1, 2016, retrospectively, in accordance with IAS 8, Accounting Policies, changes in Accounting Estimates and Errors. Earlier application is permitted. If an entity applies these amendments for a period beginning before, it will disclose that fact.

Novation of Derivatives and Continuation of Hedge Accounting (Amendments to IAS 39)

This document established amendments to IAS 39, Financial Instruments: Recognition and Measurement. These amendments result from proposals of the standard project 2013/2: Novation of Derivatives and Continuation of Hedge Accounting, and the corresponding responses received (Proposed Amendments to IAS 39 and IFRS 9) was published in February 2013.

IASB has amended IAS 39 to discontinue exempting the hedge accounting when the novation of a derivative designed as a hedging instrument meets certain conditions. A similar exception will be included in IFRS 9, Financial Instruments.

It is effective from annual periods beginning on or after January 1, 2014.

Disclosure of the recoverable amount of non-financial assets

This document establishes the amendments to IAS 36, Impairment of Assets, The amendments result from proposal of the standard project 2013/1, Disclosure of the recoverable amount of non-financial assets and corresponding response received (Proposed Amendments to IAS 36) that was published in January 2013.

(Continue)

BANCO DE COSTA RICA

Notes to the separate financial statements

March 31, 2020

In May 2013, paragraphs 130 and 134 and the heading on paragraph 138 were modified. An entity shall retroactively apply those amendments to annual periods beginning on or after 1 January 2014. Earlier application is permitted. An entity will not apply those changes to periods (including comparative periods) in which IFRS 13 does not apply.

The changes made in this document along the disclose requirements to IAS 36 with the original intention of the IASB. For the same reason, the IASB also amended IAS 36 to require amount of assets that present impairment is based on fair value less cost of disposal, consistent with the disclosure requirements for impairment assets presented in U.S. GAAP.

38) Figures for 2019

As of March 31, 2020, no figures have been reclassified for purposes of comparison with the 2019 figures, due to modifications made to the Chart of Accounts and SUGEF Agreement 30-18 "Financial Information Regulations" approved by the National Supervisory Board of the Finance System.

Transitory I of the Regulation requires entities to reestablish comparability in the financial statements; however, for many of the items it is not operationally practicable to establish such comparability; and when comparability is possible, it represents a high cost in its preparation for financial entities, thus being necessary to modify the transitory of the changes in order to exempt entities from such comparability in the presentation of the statements of financial position, of comprehensive income and of changes in equity, both for the intermediate and annual audited information for the 2020 period. The comparability will be reestablished as of the period 2021.

39) Relevant and subsequent events

As of March 2020, there are relevant and subsequent events to disclose as follows:

Transfer of charges and observations

On November 21, 2014, Provisional Regularization Proposal No. 1-10-017-14-124-031-03 was notified, which informs the Bank of the differences found in tax bases and tax assessments, as well as the Legal facts and basis. The total tax debt is of ¢3.003.887.889 and interest of ¢1.079.849.565 corresponding to fiscal periods 2010-2011-2012 and 2013.

The Bank of Costa Rica expressed partial disagreement with the proposed regularization and awaits notification of the administrative act of liquidation, with concrete expression of the Legal facts and basis that motivate the differences in tax bases and assessments.

(Continue)

BANCO DE COSTA RICA

Notes to the separate financial statements

March 31, 2020

On January 14, 2015, according to the last Proposed Regularization, the Tax authorities notified the Bank, in respect of the items presented, together constituting a tax contingency, which from the point of view of legal risk would mean their eventual confirmation of payment obligation or dismissal in the future. For the purpose of making the corresponding provision, the total of the adjustments confirmed for tax plus interest and proportional penalties to January 8, 2015, date of the liquidation, is the amount of ¢5.116.774.222.

On August 30, 2016 Provisional Regularization Proposal No. 1-10-071-16-085-041-03 was notified, which informs the bank of the differences found in tax bases and tax assessments, as well as the Legal facts and basis. The total tax debt is of ¢9.932.739.485 and interest of ¢2.145.983.333 corresponding to fiscal period 2014.

The Bank expressed partial disagreement with the proposed regulation and is expecting the administrative liquidation to be notified, containing concrete facts and legal principles motivating the differences in the tax bases and tax fees.

On January 2, 2019, the Bank proceeds with the payment of ¢14,138,113,417 to the Ministry of Finance, corresponding to the amounts determined in the audit procedures for the periods from 2010 to 2014, under the tax amnesty, as indicated in Transitory XXIV of the Law on Strengthening of Public Finances No. 9635.

The amounts of the payment are presented as follows:

<u>Period</u>		<u>Income tax</u>		<u>Penalties</u>		<u>Total</u>
2010	¢	679.647.526		33.982.376	¢	713.629.902
2011		1.059.187.613		52.959.381		1.112.146.994
2012		987.937.205		98.793.721		1.086.730.926
2013		272.356.511		27.235.651		299.592.162
2014		<u>9.932.739.485</u>		<u>993.273.948</u>		<u>10.926.013.433</u>
	¢	<u>12.931.868.340</u>		<u>1.206.245.077</u>	¢	<u>14.138.113.417</u>

(Continue)

BANCO DE COSTA RICA

Notes to the separate financial statements

March 31, 2020

Merger by Absorption of Banco Crédito Agrícola de Cartago and Banco de Costa Rica

1. Absorption of Banco Crédito Agrícola de Cartago by Banco de Costa Rica

As of September 10, 2018, through Law 9605 "Merger by absorption of Banco Crédito Agrícola de Cartago and Banco de Costa Rica", the merger of Banco Crédito Agrícola de Cartago (Bancrédito) and Banco de Costa Rica (BCR) is decreed, by which the latter will absorb the former and continue its legal being as the prevailing entity.

The operative merger will be effective within a maximum term of sixty business days after the law comes into force, so that within the aforementioned term Bancrédito must carry out, by means of whoever is exercising its administration, the pertinent administrative or operative tasks to consolidate the merger and absorption process, including the settlement of the remaining personnel of the banking entity.

Consequently, as a result of this merger, Banco Crédito Agrícola de Cartago will be ceased as a legal entity, and its net assets will be transferred to Banco de Costa Rica, of which it will be a full party as of the effective date of this law.

In the event that at the time of the merger Bancrédito's equity is negative or less than the amount required for Bancrédito to comply with a minimum capital adequacy equal to the BCR's capital adequacy indicator at the effective date of merger, with a minimum limit of ten percent (10%), this difference will be contributed by the Government to Banco de Costa Rica; the amount of the contribution during the 2018 period was of ¢18,907,432,694.

This contribution must be made immediately on the effective date of the merger, which will be made by decreasing the liability that Bancrédito has with the Ministry of Finance for deposits, first charging interest and then the principal of the debt held by Bancrédito with the Ministry of Finance.

The shares of the subsidiaries of the absorbed Bank will be understood as transferred in full right to Banco de Costa Rica, which will assess keeping them in operation, for sale or settlement, all within the maximum and non-extendable period of eighteen subsequent calendar months upon the entry into force of this law, within which period it will be authorized to act as the sole shareholder of such companies.

For all legal purposes, Banco de Costa Rica is authorized to act as the owner of one hundred percent (100%) of the shares of Bancrédito's subsidiaries, even though the Bank already owns an Insurance Broker, so that BCR will determine the future of the company.

(Continue)

BANCO DE COSTA RICA

Notes to the separate financial statements

March 31, 2020

Upon expiration of the aforementioned term, the company may not remain in force independently.

2. Integration of the assets of the extinct Banco Crédito Agrícola de Cartago into the equity of Banco de Costa Rica

The equity of Banco Crédito Agrícola de Cartago (Bancrédito), that is, all of its assets, liabilities, contracts, contingent and debit meoranda accounts, and, in general, all of its rights and obligations, all of the subjective legal situations existing at the effective date of this law and of which it is the holder, will be fully integrated into the legal-equity sphere of Banco de Costa Rica (BCR) and, consequently, will be reflected in the balance sheet from which the merger provided by this law is effective, as provided in Article 1.

The equity of Banco Crédito Agrícola de Cartago will increase the capital stock of Banco de Costa Rica, except in the portion corresponding to the resources of the Financing Development Fund (FOFIDE) managed by the absorbed bank, which will also become part of the equity of Banco de Costa Rica, but added to the equity resource of FOFIDE, so that they are managed by Banco de Costa Rica, pursuant to Law No. 8634, Development Banking System, of April 23 of 2008.

The methodology that will be followed in recording of the merger will be based on carrying values.

Banco de Costa Rica will assume the legal position held by Banco Crédito Agrícola de Cartago with respect to any pre-existing legal relationship.

The National Registry is authorized to, within the term provided in article 1 of this law, proceed with the change of the owner's name in favor of Banco de Costa Rica, as well as in the position of creditor held by Banco Crédito Agrícola de Cartago.

If by means of what is indicated in the previous paragraph, Banco de Costa Rica must assume the contractual position of fiduciary with respect to any trust in which it is already a trustee, then the trustor must substitute the fiduciary, for which it is fully authorized, in order to comply with the provisions of article 656 of Law No. 3284, Code of Commerce, of April 30, 1964.

3. About the employees and the directors of Banco Crédito Agrícola de Cartago

The appointments of all the members of the managing bodies of Banco Crédito Agrícola de Cartago (Bancrédito) and its subsidiaries, and of all the management positions of the absorbed Bank and its subsidiaries, which were in force as of this date, shall be settled in full right from the effect date of this law.

(Continue)

BANCO DE COSTA RICA

Notes to the separate financial statements

March 31, 2020

The settlement of its personnel will be carried out by Banco Crédito Agrícola de Cartago, through the Interventoría or by someone who is in the exercise of its administration at the time of this law entering into force. The settlement procedure will be carried out in accordance with the legal system applicable to Bancrédito's labor relations upon the entry into force of this law, and must be completed within the term established by article 1 of this law.

Any labor contingency that arises after the labor settlement is carried out, according to a final judicial decision, will be processed before and assumed by the Government.

This law does not affect in any way the possible responsibilities, of any nature, that may arise due to the exercise of the position by Bancrédito's staff, including those derived from the actions of the members of the managing bodies of this Bank or its subsidiaries, as well as those who held managing positions, without prejudice to the application of the limitation periods that may correspond.

4. Other liabilities or supervening contingencies

The eventual tax contingencies derived from the income tax that Banco Crédito Agrícola de Cartago (Bancrédito) and its subsidiaries had at the merger date will not be transferred to Banco de Costa Rica (BCR) but will be assumed by the Government.

In the event that subsequent to the merger, other contingent liabilities or contingencies arise according to final judicial resolution, including collection of professional fees of lawyers or experts for judicial proceedings or pending administrative proceedings, or of any other type that were not recorded in the balance sheet of Banco Crédito Agrícola de Cartago or its subsidiaries, must be claimed and processed directly before the Government.

With respect to possible obligations or losses of any kind, which in the future may arise from the different risks inherent to the trusts, due to the fault or negligence of Bancrédito as trustee and which must be assumed with the trustee's equity, be processed before and claimed directly to the Government, in addition to what is required in article 642 of Law No. 3284, Commercial Code, of April 30, 1964.

With respect to compliance with Law No. 8204, "Law on Narcotic Drugs, Psychotropic Substances, Drugs of Unauthorized Use, Related Activities, Money Laundering and Financing of Terrorism", dated December 26, 2001, in case penalties or sanctions are originated, derived from customers that come from Bancrédito, and that at the time of the merger those risks have not been identified in spite of the due diligence performed by BCR, this Bank is exonerated from all responsibility for the actions by Bancrédito during the five years prior to the effective date of the merger.

(Continue)

BANCO DE COSTA RICA

Notes to the separate financial statements

March 31, 2020

5. Settlement of the closed Collective Capitalization Fund

The management and operation of the closed Collective Capitalization Fund of Banco Crédito Agrícola de Cartago (Bancrédito) is transferred to Banco de Costa Rica (BCR). If upon settlement of the aforementioned Fund there is a positive balance of resources, these will become part of BCR's equity.

In case the Fund loses its sustainability in the future that originates an actuarial deficit for the payment of pensions, such deficit will be assumed by BCR.

6. Transitory dispositions

Transitory I- Related to the indicators mentioned below and included in the Regulation for Judging the Economic-Financial Situation of the Supervised Entities (Agreement SUGEF 24-00), or related to the regulations and indicators that may be issued or substituted in the future, the General Superintendence of Financial Entities (SUGEF) is authorized to exclude within its assessments the effects that on such indicators may be derived from the credit portfolio that Banco de Costa Rica (BCR) has received from Banco Crédito Agrícola de Cartago (Bancrédito), by means of the merger operated by the provisions of this law. The foregoing for a term of three years, counted from the monthly closing date near to the day on which the merger provided for in this law is effective. The indicators that will be excluded are the following:

- a) Portfolio with delinquency greater than ninety days on the direct portfolio.
- b) Expected los son loan portfolio over the total portfolio.

In addition, that same exception will also apply to any other regulatory indicator, of any kind, that may be adversely affected during that three-year period, as a result of the merger.

Transitory II- Banco Crédito Agrícola de Cartago (Bancrédito) will transfer, within the term established in Article 1 of this law, the active portfolio that is impaired in the risk categories D and E, settled accounts – insolvent -, whose effects should be reduced from the value of Bancrédito's equity that will be delivered to Banco de Costa Rica (BCR), in order to apply the scope of article 1 of this law.

As a result of this transfer, the portfolio indicating arrears greater than 90 days over the direct portfolio must be collected; the indicator must represent a result equal to or lower than that presented at the effective date of merger by BCR, with a maximum limit of three percent (3%), so that the results o BCR will not deteriorate.

(Continue)

BANCO DE COSTA RICA

Notes to the separate financial statements

March 31, 2020

Once the Portfolio in categories D and E is transferred, if this indicator in Bancrédito is greater than the one presented by BCR, the additional amount of the impaired portfolio (from higher to lower impairment) must be transferred to liquidated - insolvent accounts with delinquency greater than ninety days, so that the indicator is at least equal to that of BCR, whose effects must be reduced from the value of Bancrédito's equity that will be delivered to Banco de Costa Rica, in order to apply the scope of Article 1 of this Law.

Payment Agreement of Merger by Absorption of Banco Crédito Agrícola de Cartago and Banco de Costa Rica

The Bank and the Ministry of Finance signed an agreement that will allow compliance with Law 9605 "Merger by Absorption of Banco Crédito Agrícola de Cartago and the Bank of Costa Rica", where the latter will pay the Costa Rican Government the amount of US\$50,000,000 and ₡100,000,000,000, plus accrued interest as of the subscription date, amounting to US\$1,104,639 and ₡5,928,991,551. To cancel these amounts, on November 20, the Bank transferred in advance the amount of US\$50,000,000 and interest accrued on the debt.

In addition, the Bank will issue four term deposit certificates in favor of the Ministry of Finance; the first in the amount of ₡30,052,510,000 due on March 29, 2019. In addition, three certificates of term deposits will be issued in favor of the Ministry of Finance, the first two for ₡23,000,000,000 for a one and two-year term, respectively, and the last one for ₡24,000,000,000 with a maturity of three years, for a total of ₡70,000,000,000. These three certificates with an issuance date of December 10, 2018.

The structuring of these certificates was carried out in accordance with the provisions of Law No. 9605 of September 12, 2018,

Dissolution of Bancrédito Sociedad Agencia de Seguros S.A.

On December 17, 2018, in Extraordinary General Shareholders' Meeting No. 29-18, the General Board of Banco de Costa Rica, by law, agrees to dissolve Bancrédito Sociedad de Seguros S.A., in accordance with the article two hundred and one, subsection b) of the Commercial Code and agree to appoint a liquidator to proceed with the distribution of the company's existing assets within the term of the law and according to the inventory made.

Properties investment

The Bank determines that in order to safeguard the institutional permanence and not affect the operation of the Consejo Nacional de Producción, to sign a contract to modify the leasing area, so that the new leasing area contemplates the current one, such as the one that is being used in precarious conditions. Due to the foregoing, as of January 31, 2018, the amounts corresponding to the property and building that were kept in other assets were reclassified to Properties Investments.

(Continue)

BANCO DE COSTA RICA

Notes to the separate financial statements

March 31, 2020

Financial Information Regulation

Through articles 6 and 5 of the minutes of the sessions 1442-2018 and 1443-2018, both held on September 11, 2018, the CONASSIF approved the Financial Reporting Regulation, which comes in effect on January 1, 2020.

The Regulation aims to regulate the application of International Financial Reporting Standards (IFRS) and their interpretations (SIC and IFRIC), issued by the International Accounting Standards Board (IASB), considering prudential or regulatory accounting treatments, as well as the definition of a specific treatment or methodology when IFRS proposes two or more application alternatives.

As of March 2020, multiple regulations have been issued with the aim of mitigating the impact of COVID-19 related to the banking and financial sector, as follows:

The CONASSIFF approved:

- a. Extend to June 30, 2021 the option to renegotiate the agreed conditions of the credits up to twice in a 24-month period, without these adjustments having negative effects on the debtors' file at the Credit Information Center (CIC);
- b. This measure covers loans of more than ₡ 100 million and those equal to or less than this amount that already have two adjustments in the last 24 months;
- c. Loans of 100 million colones or less that to date have had two readjustments within the last 24 months, may readapt their operation once more during the period ending June 30, 2021, without qualifying as a special operation; and
- d. This measure allows a third payment readjustment to clients who have already had two arrangements; that the renegotiations be for any operation regardless of the balance and suspend, for one year, the countercyclical provisions (an amount of the profits that should be kept month by month), to all financial entities.
- e. The National Council for the Supervision of the Financial System approved on Monday, March 23, new mitigation measures against the negative effects of the coronavirus on the economy of Costa Rica. These measures are complementary to those already taken previously, and have the objective of granting access to credit measures to the affected debtors.

(Continue)

BANCO DE COSTA RICA

Notes to the separate financial statements

March 31, 2020

- f. Measures regarding the Payment Capacity: It was agreed to maintain the level of payment capacity that the companies or individuals had prior to the effects of COVID-19. This particular measure aims to facilitate the readjustments and / or refinancing of the credits. The aforementioned measure is temporary until March 31, 2021.
- g. Measures with respect to Credit Policies and Procedures: A measure that will facilitate the procedures for both the granting of new credits and the readjustments and / or refinancing thereof, where financial entities may omit, in their credit policies and procedures, the information that they ask on a daily basis to their clients to verify their payment ability. The aforementioned provision will be in force until March 31, 2021.
- h. Measures regarding the Suspension of Classification of Irregularities - Sanitation Plan: It was agreed to suspend, for one year, the provision that classifies a financial entity as “type 2 irregularity”, when the institution presents losses for six months or more, in the last 12 months. When a financial institution presents losses for six months or more, in the last 12 months, SUGEF immediately orders the implementation of a sanitation plan to counter the aforementioned situation. It is important to note that SUGEF must amend the parameters for determining liquidity indicators. This measure will be in force for 12-months period.
- i. Measures regarding the granting of periods of grace: In accordance with Directive 075-H issued by the Government, it was agreed to allow financial entities to establish grace periods for clients, without the payment of interest or principal. It is important to highlight that this measure will be implemented under the criteria of each financial entity, the term of the grace periods will be determined by each financial entity.
- j. Measures regarding the de-accumulation of countercyclical provisions: It was agreed to allow financial entities to establish processes of de-accumulation of countercyclical provisions and classify them as income. These estimates correspond to the money that financial institutions reserve to protect themselves from economic cycle risks and / or the effects of portfolio defaults.

(Continue)

BANCO DE COSTA RICA

Notes to the separate financial statements

March 31, 2020

General Superintendence of Financial Entities:

- a. By Resolution SGF-0971-2 dated March 20, 2020, SUGEF agreed to reduce the “M” factor in the countercyclical allowance formula with the aim of adding opportunity and effectiveness to the dynamics of the countercyclical allowance model.
- b. It was agreed to establish the value of the “M” factor referred to in Article 6 of the SUGEF 19-16 Agreement.
- c. This minimum required percentage level of countercyclical allowance (“M”) will apply from the monthly close of March 2020 and will be subject to revision during the year 2020.
- d. The aforementioned measure will allow financial entities to allocate resources to grant credits, which would ordinarily be foreseen for the reserves required by law.

Central Bank of Costa Rica

The Board of Directors of the Central Bank of Costa Rica approved the following reforms:

- a. It reduced the Monetary Policy Rate (TPM) by 100 basis points, to locate it at 1.25% annually, as of March 17, 2020;
- b. In addition, it agreed to reduce the gross interest rate on overnight deposits (DON) to 0.01% per year as of March 17, 2020, and those of the Permanent Credit Facility and the Permanent Market Deposit Facility Integrated Liquidity at 2.00% and 0.01%, respectively; and
- c. Modify the control of the Minimum Legal Reserve from 97.5% to a minimum of 90%: “during each and every day of the reserve control period, the balance at the end of the day of deposits in the Central Bank must not be less than 90% of the minimum legal reserve requiryng two previous natural fortnights”. This measure aims to free up a little daily liquidity in the country's commercial banks; however, it is important to note that the required percentages of the Minimum Legal Reserve have not changed (15% in US dollars and 12% in colones).
- d. With the aim of positively impacting the liquidity markets, as of March 24, the Central Bank will participate in the liquidity markets of the National Stock Market (overnight market and repurchase market) as an investor in US dollars. In addition, it will participate as an investor in colones in the aforementioned markets with one-day and up to thirty-days terms.

(Continue)

BANCO DE COSTA RICA

Notes to the separate financial statements

March 31, 2020

- e. The Central Bank has informed its intention of participating in the Integrated Liquidity Market (the banks' liquidity market) during the next days, with investor positions in an one-day term.
- f. Through resolution JD-5922/09, the Board of Directors of the Central Bank agreed to modify the Regulations for credit operations of last instance in national currency of the Central Bank of Costa Rica, related to the reforms necessary for credit applications to be approved through a technological platform.
- g. The decisions are based on the analysis of the expected trajectory for inflation and its determinants, the risks in that forecast, and the lag with which the monetary policy measures take effect.
- h. These monetary policy measures are intended to continue to press down interest rates in the market, and thereby ease the financial situation of companies and households in the country.

40) Date of authorization for issuance of the financial statements

The issuance of the separate financial statements was authorized on April 28, 2020 by the General Management of the Bank.

SUGEF can require modifications to the financial statements after issuance date.